

MOUNTAIN KINGDOMS OF KYRGYZSTAN, (KYR)

Tashkent to Bishkek 16 days, departing 18 May 2021



CONTENTS

- [Optional Activities](#)
- [Insurance](#)
- [Out of Office Hours Contact](#)
- [Luggage & Kit List](#)
- [Personal Medical Kit](#)
- [Passports](#)
- [Pre And Post Trip](#)
- [Accommodation And](#)
- [Connecting Flights](#)
- [Continuing Your Trip](#)
- [Contingency Emergency Fund](#)
- [Responsible Tourism](#)
- [Electrical](#)
- [A Few Rules](#)
- [Issues On The Trip](#)
- [Our Community](#)
- [Feedback](#)
- [Countries Visited](#)
- [Daily Itinerary](#)
- [Visa Information](#)
- [Important Notes](#)
- [Overland Lifestyle And Trip](#)
- [Suitability](#)
- [Tipping](#)
- [Who Travels With Dragoman?](#)
- [Accommodation On Tour](#)
- [The Kitty](#)
- [Group Size](#)
- [Our Crew And Guides](#)
- [Meals And Group Participation](#)
- [Dietary Requirements](#)



TRIP OVERVIEW

Trip Style: Overlanding

Route: Tashkent to Bishkek

Duration: 16 days

Transport: Overland expedition vehicle, Jeep, Russian bus

 45%
  55%

Accom: Hotels, Wild Camps, Yurts, Homestays

Physical Challenge:

EASY HARD

Depending on the trip, activities may include treks of 3-4 hours at altitude or across hilly terrain, multi-day treks at sea level, horseback riding, canoeing and other adventurous activities.

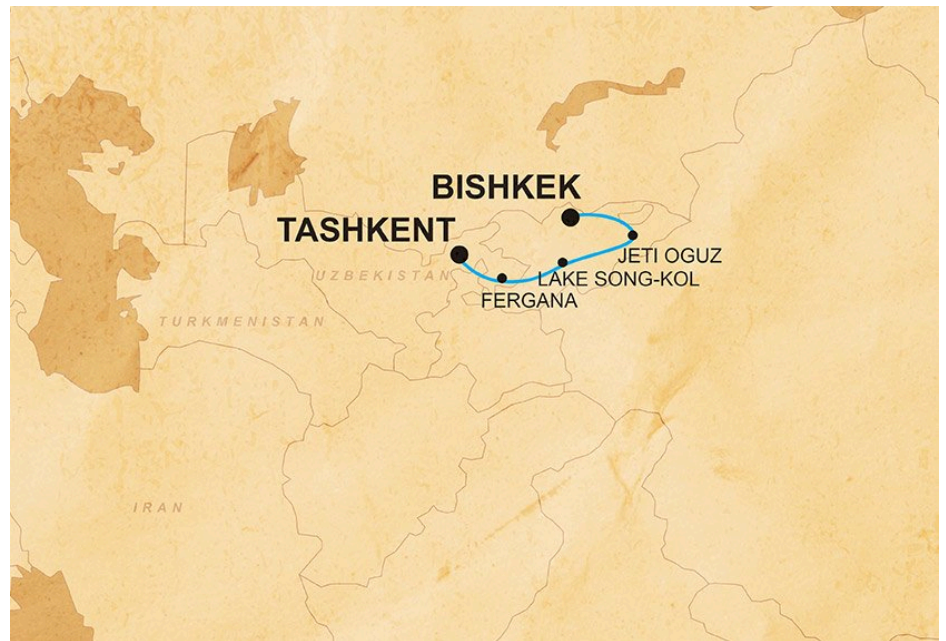
Lifestyle Challenge:

EASY HARD

This is a fairly challenging trip; you may well be travelling at high altitudes, across deserts or through cold and windy or hot and steamy areas.

[Itineraries](#)
[British Foreign Office Travel Advice and Warnings](#)
[Health](#)
[Safety & Security](#)
[Included Activities](#)

ROUTE MAP



COUNTRIES VISITED

Kyrgyzstan



Kyrgyzstan is a spectacularly scenic country in the heart of the Tian Shan mountains, and is many people's favourite part of Central Asia!

TREKKING, HORSE-RIDING & WILD CAMPING

The towering mountains and shimmering lakes are the perfect place for trekking and horse riding. Over 90% of the country is

Uzbekistan



Uzbekistan is a delightful country which contains many cultural and historical treasures. This is the land of the great Khanates and Sultanates, the kingdoms that controlled the towns of the [Silk Road](#) such as Khiva, Bukhara and Samarkand.

The Uzbek capital is Tashkent, which started life as a little oasis at the hills of the Golestan mountains several thousand years ago and has grown into the colossal city that it is today. The

unspoiled mountainous landscapes. The serene lakes of Song Köl and Issyk Köl are some of the loveliest and most peaceful spots in Asia, surrounded by lush pastures favoured by herders, who come here in summer with their animals. The valleys of Jeti Oguz, Chong Kemin, Ala Archa and Altyn Arashan are equally stunning and perfect places to explore the phenomenal countryside.

EXPLORE A NOMADIC WAY OF LIFE...

Kyrgyzstan is a welcoming country where many people still live a nomadic or semi-nomadic way of life, dominated by animal herding and felt-making. What Kyrgyzstan lacks in settled history it makes up for in a wealth of nomadic traditions and is a mountain paradise perfect for outdoor exploration and wild camping.

city has a myriad of statues, museums and art galleries to explore.

DISCOVER UZBEKISTAN'S HISTORICAL SILK ROAD CITIES

Uzbekistan is most famous for its incredible historical cities. [Samarkand](#) was once home of the mighty warlore Timur, and home of the great Registan Square, where beautiful madrassas are loaded down with ornate majolica and azure mosaics. Bukhara perfectly captures the atmosphere of Central Asia before the Russian domination, and has many spectacular buildings such as the Ark Fortress, the Ismail Samanid Mausoleum and the Kalyan Minaret (Death Tower).

The third of the main UNESCO sites is [Khiva](#) and is the best preserved Khanate. Its long and bloody history is fascinating, and the walls that used to provide sanctuary for the travellers on the Silk Road are as intact as the old town inside.

WHAT CAN YOU EXPECT FROM UZBEKISTAN?

Uzbekistan is covered mostly by the arid Kyzyl Kum desert in the central regions and by striking mountain ranges in the north. The music in Uzbekistan is similar to Persian classical music, and makes use of lutes, drums and jingles to create poetic love songs. This soundtrack adds to the endless reasons as to why Uzbekistan is an awe-inspiring country to visit.

[Back to top ^](#)

DAILY ITINERARY

Day 1: Tashkent (Tue 18 May)

Border Information: if joining in Tashkent, you will most likely enter Uzbekistan at Tashkent International Airport (IATA code: TAS).

There will be a pre-departure meeting at 10:00am - please look out for a note from your leader at the reception of the joining hotel upon arrival with more details about this important meeting. Your leader will need to carefully check your visas at this initial meeting.

The rest of the day is free to explore the Uzbek capital.

Please note that many of the options listed below will only be possible for those with extra time in Tashkent before the start of your trip with us - please contact the Sales team if you would like to book pre-tour accommodation with us to have extra time exploring Tashkent.

In Tashkent we will stay in a comfortable hotel with good facilities.

**Important note - do not bring any medicines containing tramadol,*



codeine, temazepam, morphine or opiates to Central Asia. These are illegal in all circumstances in most of Central Asia and you will risk arrest. If in doubt about a particular medicine, please do not bring it. See the notes at the bottom for more details.*

Another important note - please be aware that all itineraries in Kyrgyzstan are highly weather-dependent. The itinerary described in these notes are a statement of best intention, but we must approach each trip in Kyrgyzstan with a large degree of flexibility, as our leaders and local guides will have to 'play things by ear' according to the local conditions and weather. In low season certain routes become impossible and it may become far too cold to camp - in all cases there are fantastic and well-tried alternatives in place which means we can always run an excellent and comprehensive trip here, but please do not treat the exact details of the itinerary listed here as gospel - thanks for your understanding!

Hotel for the night: Uzbekistan Hotel
Uzbekistan Hotel
 45 Mirzamakhmud Musakhaov Street
 Tashkent
 Uzbekistan
 Tel - +998711131111

Activity

Approximate Cost

- | | |
|---|-------|
| Explore urbane Tashkent and experience a surreal cabaret dinner | Free |
| Visit the nightclubs and Imperial Russian-style cabaret restaurants of Tashkent | Free |
| Visit the religious centre of Tashkent at Hast Imam Square and see the Uthman Koran, believed to be the world's oldest extant copy of the Koran | USD 5 |

About Tashkent:

Whilst the historic cities of Samarkand, Bukhara and Khiva still retain much of the atmosphere of the ancient Khanates, Tashkent is very definitely a Soviet city, because old Tashkent was largely destroyed by a series of earthquakes and Soviet planners. Having said that, it is still a great place to visit - the city has a clean, modern feel and there is some unusual contemporary architecture here, which makes it an interesting contrast to many other places along the Silk Road.

Day 2: Fergana Valley, Fergana City (Wed 19 May)

This morning we travel in local transport over the Kamchik Pass to Kokand, where we will have the opportunity to visit the Khudayar Khan's Palace and the nearby Margilan Silk Factory before completing the journey to Fergana.

The truck must pass over the Kamchik Pass without passengers and will



rejoin us this evening in Fergana.

In Fergana we will stay in a basic local hotel.

Estimated Drive Time - 5-6 hours (please note that all drive times given here are the approximate number of hours that the truck will be in motion only, and does not include any time taken for coffee or lunch stops, border crossings, photo stops, activities en route, comfort breaks, shopping stops, toilet stops, etc. The times given are approximate estimates only and whilst given with the best of intentions, the drive times are heavily dependent on traffic, road conditions, weather, police roadblocks, and many other factors - flexibility is essential on any overland trip!).

Activity

Approximate Cost

Overland through Uzbekistan's Fergana Valley including historic Kokand and Fergana City

Included in Kitty

Explore the impressive 19th-century Juma Mosque in Kokand in the stunning Fergana Valley

UZS 17500

See the silk-weavers of the Fergana Valley at the Yodgorlik Silk Factory

Free

About Fergana Valley:

A stunning corner of Uzbekistan dominated by the rolling mountains near the Kamchik Pass, the Fergana Valley is one of the most scenic drives on our route though Central Asia. The Palace of Khudayar Khan is an ornate palace from the 1870s built by the last leader of the Kokand Khanate.

About Fergana City: Similar to the Uzbek capital Tashkent, Fergana is a modern city, far-removed from the ancient Silk Road cities of Bukhara and Samarkand. The town is located in the Fergana Valley, a broad bowl thousands of kilometres wide surrounded by far off mountain peaks. Nearly 90% of people who live here are indigenous Uzbek's and the communities here are typically very welcoming and hospitable. A very fertile area, the land is highly cultivated and used to produce fruit and vegetables and cotton. The textile industry thrives here and there are some exceptional craftspeople weaving beautiful fabrics. It may be possible for you to visit a local factory or workshop where you will be able to see how silk and other fabrics are still hand-woven and dyed here.

Day 3: Arslanbob (Thu 20 May)

Border information: Exit Uzbekistan at Andijon, enter Kyrgyzstan at Dustlik.

This morning we leave Uzbekistan behind and make our way into the magical mountain kingdom of Kyrgyzstan!



Once we have crossed the border we continue our journey to Arslanbob in Kyrgyzstan's Fergana Valley - if we are delayed at the border we may choose to stay in the closer town of Jalalabad instead.

In Arslanbob we will stay overnight in a local family-run guesthouse.

Estimated Drive Time - 4-5 hours.

Day 4 to 6: Kyrgyz Fergana Valley (Fri 21 May to Sun 23 May)

We will spend the next 3 days overlanding through the stunning and remote Kyrgyz Fergana Valley, stopping often to admire the views and perhaps take some impromptu hikes in the hills and countryside.

During these days we plan to wild camp en route. Please note that trips running in low season (May to mid-June and October to November), we may not be able to camp if temperatures are too low, in which case we will stay in local guesthouses along the route instead.

Estimated Drive Times - 4-8 hours each day.

Activity

Approximate Cost

Get off the beaten track with 3 nights wild camping and a leisurely overland journey through the stunning mountains and National Parks of Kyrgyzstan

Included in Kitty

Day 7 to 8: Song Köl Lake (Mon 24 May to Tue 25 May)

Today we complete the drive to the incredible Song Köl Lake, where we will spend the next two nights.

We will have free time here to explore the area, and to enjoy some optional activities including hiking and horse-riding.

At Song Köl we will stay in traditional felt yurts.

Estimated Drive Time - 4-8 hours.

Please note that trips during the low season will not be able to visit Song Köl Lake, as temperatures will be below freezing, the road will be snowed over, and there will be no yurts to stay in! Instead we will likely stay in yurts on the southern shore of Lake Issyk Köl.

Activity

Approximate Cost

Experience the daily life of the Kyrgyz mountain shepherds.

Included in Kitty

About Song Köl Lake:

Song Köl lake is one of the most spectacular spots in central Kyrgyzstan. All around the lake are lush pastures favoured by local nomadic herders, who come here in the summer with their animals.



On our overland trips we spend a couple of days staying in traditional felt yurts, learning about the local culture and traditions. We might get to see the local men play a game of "Ulak-Tartys" (goat polo) or have a chance to ride out with the shepherds on their small hardy ponies, or you might prefer to explore the surrounding area on foot and trek in the nearby hills.

Song Köl really is a sublime and unique spot, it is a truly magical place where you are guaranteed to have travel experiences that you will never forget.

Day 9: Kochkor (Wed 26 May)

Today we drive to the small village of Kochkor, where we stay in local family-run guesthouses and enjoy traditional Kyrgyz hospitality!

Whilst here we will visit a small museum and women's felt making cooperative that produces 'shyrdaks', the felt carpets for which Kyrgyzstan is renowned. We may also have the opportunity here to see some excellent local musicians playing traditional Kyrgyz folk music and to see how a yurt is put up!

In Kochkor we will stay in family-run guesthouses, accommodating up to 8 guests in each home.

Estimated Drive Time - 5-6 hours.

Activity	Approximate Cost
Overnight homestay at a traditional rural Kyrgyz village	Included in Kitty
See the traditional felt workshops or Kochkor and learn about how Kyrgyz carpets and hats are typically made here	Included in Kitty
Visit a folklore demonstration near Kochkor where you can learn all about the handicrafts of the area, see a fantastic outdoor concert of traditional music and help to erect a yurt!	KGS 1000
See an incredible demonstration from a traditional eagle hunter near Kochkor	Included in Kitty

About Kochkor:

Kochkor is a sleepy little Kyrgyz village and looks very much like the paintings of traditional Kyrgyz life seen in various museums and art galleries throughout the country.

Here we will stay with a traditional Kyrgyz family, living with them and finding out about their daily life, food and family patterns. The Kyrgyz have embraced Responsible Tourism and actively encourage travellers to stay in the homes of local people.

There is an excellent local animal market and a traditional felt making enterprise which we usually visit. Here they make a variety of the different felts used for making yurts, rugs, carpets and souvenirs.

Day 10 to 11: Jeti Oguz Valley (Thu 27 May to Fri 28 May)

Today we drive along the southern shore of Lake Issyk K l and up into the mountains to the alpine trekking region of Jeti Oguz. En route we will have an included demonstration from a local 'eagle hunter'.

The next day we will have a free day to hike in the incredible scenery here, or take an optional horse ride with some of the local nomads!

In Jeti Oguz we will camp close to a local family yurt.

Estimated Drive Time - 5-6 hours.

Please note that on trips in the low season we may not be able to camp in Jeti Oguz due to low temperatures. If this is the case, we will stay for 1 night in a local hotel at the base of Jeti Oguz Valley (allowing time for some day walks) and then move via a stunning and incredible drive up a mountain in a Russian 4x4 truck to Altyn Arashan, a hot spring development in a stunning alpine setting, staying in dormitory accommodation.

Activity	Approximate Cost
Trek into the wilds of the Jeti-Oghuz Gorge on the edge of the Tian Shan mountains	Included in Kitty
Explore the incredible mountain landscapes of the Jeti Oguz Valley by horseback	KGS 800

About Jeti Oguz Valley:

Seven spectacular red sandstone cliffs stand guard over the entrance to the Jeti Oguz Valley. Local tradition says that the cliffs were once wild bulls, immobilised by the gods to stop them terrorising local yurt dwellers. The base of this stunning canyon lies on the northern slopes of the Terskei Ala-Too range, surrounded by a broad valley and majestic snow-capped mountains.

The valley is a fantastic place for camping and hiking - by exploring the valleys and canyon by foot you'll be able to admire the unusual rock formations and alpine peaks.

Day 12: Karakol (Sat 29 May)

Today we will move on from Jeti Oguz or Altyn Arashan to the Russian-style town of Karakol, where we will have a free afternoon to explore and relax!

In Karakol we will stay in a decent local hotel.

Estimated Drive Time - 3-4 hours.

About Karakol:

Originally a Russian military outpost built in 1869, Karakol quickly grew in the 19th Century as explorers arrived to map the mountains and valleys of the area, and Chinese Muslims fled warfare in China. For many years the town was named Przhewalsk, in honour of a Russian explorer who died there in the 1880s, but has been known as Karakol since independence.

Karakol is a picturesque town surrounded by orchards and mountains, with a delightful Russian church and gracious colonial houses on tree-lined streets sloping up towards glaciers and pine forests.

Day 13 to 14: Chong Kemin Valley, Cholpon Ata

(Sun 30 May to Mon 31 May)

Today we will drive to the northern shore of Lake Issyk K l and visit the ancient petroglyphs at Cholpon Ata. We will then continue to the beautiful area of Chong Kemin where we will spend 2 nights.

Estimated Drive Time - 5-6 hours.

The next day we will have a free day to explore and hike in this stunning area, or to get involved in an optional white water rafting excursion!

In Chong Kemin we will wild camp. If it is too cold or simply preferred by the group, we may choose to camp in the grounds of a guesthouse in Ashu, a village in the Chong Kemin valley, where there could be the possibility to upgrade to rooms.

Activity

Approximate Cost

Get off the beaten track with 3 nights wild camping and a leisurely overland journey through the stunning mountains and National Parks of Kyrgyzstan

Included in Kitty

Explore the beautiful Chong Kemin valley on horseback

KGS 300

Head out on a white-water rafting adventure through the stunning Chong Kemin valley

KGS 1800

Walk around the incredible scenery of the Chong Kemin valley

Free

Tourist time: pedalos, sand, sun. On Lake Issyk-Kul, it's a time warp

Included in Kitty

About Chong Kemin Valley:

The Chong Kemin Valley lies within the Tian Shan mountain range separating Kyrgyzstan and Kazakhstan. The towering peaks of the Tian Shan range reach above 7,000m along their rugged run towards China. This spectacular valley is famed for its natural beauty, abundant wildlife and rich, varied flora. The valley offers several trekking possibilities along the Chong Kemin River, and recently white water rafting has become a popular activity for visitors in the area - exploring this stunning valley on horseback is also a great option.

About Cholpon Ata:

Issyk K l Lake is one of the biggest natural water reservoirs in the world, at 170kms long and 70kms wide. Issyk K l means "warm lake" in the local language, and a combination of extreme depth, thermal activity and mild salinity means the lake never freezes.

On the shores of the lake is the small town of Cholpon Ata, a favourite holiday spot with the locals. The area has a number of health resorts and spas and there are also some interesting rock inscriptions and petroglyphs dating back to 500 BCE close nearby.

Day 15: Bishkek (Tue 01 Jun)

Today we have a short drive to the Kyrgyz capital of Bishkek, with the opportunity to visit the Burana Tower en route. We will have free time to relax and explore the city upon arrival.

In Bishkek we will stay in a comfortable hotel with good facilities.

Estimated Drive Time - 3-4 hours.

About Bishkek:

Bishkek is the relaxed capital of Kyrgyzstan, and it has a pleasant laid-back atmosphere. The city centres around Ala-too Square, previously known as Lenin's Square under the previous Soviet regime. Lenin used to stand in his concrete overcoat in the middle of the square, proudly gesturing towards the mountains.

A pleasant place to watch the world go by is Dubovy (Oak) Park, where you'll find a few open air cafes, a perfect spot to sit and have a drink and soak up the atmosphere. The centuries-old oaks here and all along Freedom Avenue make Bishkek one of the greenest cities in Central Asia.

Day 16: Bishkek (Wed 02 Jun)

Border Information: if finishing in Bishkek, you will most likely exit Kyrgyzstan at Bishkek Manas International Airport (IATA code: FRU).

Today is the end day for passengers finishing their trip in Bishkek. Please note there is no accommodation included on the trip tonight - please contact the Sales Team if you are interested in booking extra nights of accommodation in order to fully explore and take part in some of the optional activities listed below.

Activity

Approximate Cost

Begin our journey in picturesque Bishkek	Free
Freely explore the vast Osh Bazaar, Bishkek's largest market	Free
Explore Bishkek's past at the State Historical Museum on Ala-Too Square	KGS 150

IMPORTANT NOTES

The routes, activities and places visited described in these trip notes are intentions and are meant as a rough guide only.

These trip notes have been compiled to help you prepare for your journey once you have booked. They include the full itinerary and dates, and information about kit lists, meeting hotels, insurance, vaccinations, visas, and other information that will help you get ready for your trip.

We update these notes regularly, so please ensure you have an up-to-date version of these trip notes.

We intend to follow the planned route but exact night stops and inclusions cannot be guaranteed. It sometimes happens that we decide to make a change to our planned itinerary. This may be for a variety of reasons - climatic, road or bureaucratic conditions may demand it. By their very nature, overland itineraries need to be flexible and the regions that we are travelling through are often unpredictable. We run adventure journeys in off the beaten track areas, which often have poor infrastructure. You should expect that some of these areas do not adhere to 'Western' safety standards.

ALTITUDE WARNING

Warning - this trip goes above 2800m.

Please note that this trip spends time above 2800 metres/9200 feet where it is possible for travellers to experience some adverse effects on your health due to the altitude, potentially including Acute Mountain Sickness (AMS), High Altitude Cerebral Edema (HACE) and High Altitude Pulmonary Edema (HAPE).

Because of this it is very important that you make yourself aware of the cause and effects of travelling at altitude and monitor your health during this trip.

[For further information please click here to download our AMS information sheet](#) or refer to the following website: www.high-altitude-medicine.com

Your leader will also hand you a copy of the AMS information sheet during your trip as well as holding a short meeting prior to travelling to altitudes above 2800m/9200ft for the first time.

If you are starting your trip in a destination above 2800m/9200ft we strongly advise reading this information prior to arrival.

Some Travel Insurance companies will stipulate a maximum altitude limit. Please ensure that you are covered and if necessary pay the additional premium of extended cover.

VERY IMPORTANT NOTICE ABOUT MEDICATIONS IN CENTRAL ASIA

Please note that as of 2014 all medications containing **tramadol, codeine, temazepam, morphine, opiates or any containing similar constituent components** have been made illegal in Georgia, Azerbaijan, Turkmenistan and Uzbekistan. This includes many over-the-counter medicines that are commonly available elsewhere, such as Nurofen! Please see here for more information

- <http://sambuh.com/procedure-psychootropic-substances.html>

It is very important that you do not bring any medications such as this - they will treat this as though you were bringing illegal narcotics into the country. They are very strict about this, and it does not matter if you are only transiting through, and it makes no difference if you have a prescription or a doctor's note - please do not bring these medications to Central Asia under any circumstance, as the customs agents know exactly what they are looking for and the consequences could be huge, not only for yourself but for the tour leaders, for Dragoman's future operation in the region and especially for our local agents and guides.

Please note that we cannot take anyone on these trips who refuses to dispose of such medicines or refuses to co-operate with the tour leaders if they need to inspect any personal medicines - thank you for your understanding in this matter.

If you have any prescription medications that do not come under the above list, please bring the prescription along and declare the medicines on any customs declaration forms throughout your trip.

PHYSICAL PREPARATION

PHYSICAL PREPARATION FOR ASIA ITINERARIES

In Asia you will need to be healthy enough to cope with extremes of climates from the hot deserts through to the colds of the high mountains. There are some high altitudes in places and many places where walking around for several hours is the only way to explore (e.g. The Great Wall of China, walking tours in Uzbekistan, exploring the historical sites of India, etc.).

Overland travelling can be demanding - long, rough travel days, dusty conditions can be challenging to some. You will need to be fit enough to help every day with the camp chores (cooking, washing up, general camp set up) as well as putting up and taking down your own tent. There are some long driving days and some early morning starts.

The step up into the overland vehicle, while not overly high, can become tiring and you need to judge yourself to be physically fit enough to haul yourself up and down the step at least 8-10 times a day. By and large, our Asia trips have a good range of hotel accommodation mixed up with camping so that life is not too rough.

We will be travelling to areas in remote locations where medical assistance will not be available. If you have a medical condition such as a heart condition that would put you at risk, we would suggest that this is not the trip for you. Also, please be aware that should an emergency occur, there is likely to be a considerable delay in accessing medical care, and by joining our trip you accept this risk.

VISA INFORMATION

Many countries that we visit on our travels will require visas to enter. Some are best obtained before you leave home, and others can be obtained en-route. Whilst the ultimate responsibility for obtaining visas is yours, we will endeavour to assist you wherever possible.

The visa requirements for your trip vary depending on where you are from and where you are going. The information provided is given in good faith and we do try to keep the visa information as up to date as possible. Please read the information very carefully to make sure everything is clear and you aware of what you need to do. Please also be aware that rules surrounding visas do change, often suddenly, and without prior warning. This is why it is important that you also double-check the information we provide for yourself.

For visas that are needed in advance, you may wish to submit the applications directly to the relevant embassy or consulate. If you require any supporting documentation for your visa applications, Dragoman will obtain this on your behalf as part of your trip price - we will contact you to request additional information in order to make this application for you.

However, for trips that involve multiple visas, you may find it beneficial to use a specialist visa agency to assist you with your applications. While this does sometimes increase the cost, it usually makes the process much easier for you.

As you will often need to submit your passport together with your applications, we recommend that you avoid making any travel plans in the weeks leading up to your departure.

Most countries require that your passport is valid for at least 6 months after your entry into the country.

For trips that are not yet guaranteed, you may find yourself in the position whereby you will need to start the visa application process prior to your trip being guaranteed - in this situation we still advise you **not** to purchase flights until your trip is guaranteed. However, you **can** start your visa application process, ensuring that when applying for your visas or letters of invitation that you allow several days before and after your entry into the country to allow for delays, availability of flights, etc.

UZBEKISTAN

Citizens of the UK, Australia, New Zealand, Canada and most EU countries do not require a visa to travel to Uzbekistan for up to 30 days as of the 1st of February 2019.

Citizens of the USA will be required to obtain an E visa to enter Uzbekistan as a tourist for up to 30 days.

E Visa's must be applied for **online** and in **advance** - please go to <https://e-visa.gov.uz/main> to apply; it should take 1 - 2 weeks to be approved, then they will send a visa approval confirmation to your email address which you must print out to present at the border - the costs may vary depending on your nationality. Please note the visa's are only valid for 3 months from the date of issue.

If you are asked to provide an address in Uzbekistan on your visa form, please use the address below:

Uzbekistan Hotel

45 Mirzamakhmud Musakhaov Street

Tashkent

Uzbekistan

Tel - +998711131111

For citizens of countries that are not eligible for an E Visa, you will need to apply for a tourist visa at your closest embassy. You will also need a Letter of Invitation from an Uzbek agent in order to make the visa application, and you must obtain the visa in advance. You cannot obtain the visa at the border in any circumstance.

Firstly you may need to apply for the Letter of Invitation through Dragoman - we will contact you to request additional information in order to make this application on your behalf. This service is included. These support documents can take several weeks to issue, and will be emailed to you once they are ready. You will need to specify at which Uzbek embassy you intend to make your visa application at.

Please note that Uzbekistan Letters of Invitation are typically issued once a day to the complete group of people that happen to have applied on the same day through the same agent addressed to the same consulate; as such your name, nationality and passport number will appear on a list on the Letter of Invitation alongside other tourists who may be on your Dragoman trip or travelling with other companies, and this list will be shared with everyone on it. As this is a standard practice of the Uzbek Ministry of Foreign Affairs, we do not have any control over this and cannot get around it; if you view this as an unacceptable breach of privacy, then you will be unable to apply for the Letter of Invitation and will not be able to travel to Uzbekistan.

After your Letter of Invitation has been issued, you can use this to apply for the visa in advance at the Uzbek Embassy specified on your Letter of Invitation. You can either apply yourself directly to the

embassy, or hire a specialist visa agency to make the application on your behalf (which is recommended, especially if you are applying for several visas). Please note that you will only be able to apply at the embassy that you have previously specified, and your Letter of Invitation will not be valid for any other Uzbek Embassy.

If you are joining the trip in Tashkent or are on an Eastbound trip, you will need to obtain your visa in advance of travel. If you are travelling on a Westbound trip, many travellers choose to obtain their visa in Bishkek, Kyrgyzstan. Please ensure if you choose to obtain your Uzbekistan visa in Bishkek that you have your application form printed and ready to go along with any supporting documents required before you start your trip. Please note that the visa is only valid for a period of 3 months from the date of issue.

KYRGYZSTAN

Citizens of the UK, Ireland, Australia, New Zealand, USA, Canada and most EU countries **will not** need a visa to enter Kyrgyzstan as a tourist for up to 60 days. Please note that citizens of Bulgaria, Romania and South Africa **will** need a visa.

Citizens of other countries should check with the relevant consulates as to whether a visa is required. If a visa is required, you will be able to obtain it **on arrival** at the border – the cost will depend on nationality.

A valid yellow fever vaccination certificate is required from travellers coming from [areas with risk of yellow fever transmission](#).

PERSONAL SPENDING

PERSONAL SPENDING - ASIA

Based on the range that previous travellers have spent on this trip, we recommend you allow between USD15-30 per day for Central Asia, China and Burma and between USD10-USD20 per day for India, Nepal and South East Asia.

This will cover individual expenses such as drinks, meals whilst out and also when staying in hotels, souvenirs, tips, and personal permits.

For trips in Southern India that occur over Christmas and New Year please allow approximately **USD160** extra on the kitty for seasonal increases in accommodation costs.

ASIA CURRENCIES AND CASH

It is not really worth trying to buy local currencies before you travel. Do also bear in mind that many countries have strict regulations about the amount of their own local currency you are allowed to import - if you are found with amounts in excess of the allowed amounts, it may well be confiscated!

Bringing a sensible mix of cash and ATM cards is the best way to bring money out, but it's always a good idea to bring plenty of cash that you can change (USD and EUR are commonly changed throughout Asia) rather than relying on cards. Apart from the convenience of being able to change money in many more places, you will sometimes get a much better exchange rate for cash. ATMs are available in most areas but are not always reliable. You may also find your card doesn't work in all ATM's. Credit cards such as Visa and MasterCard are accepted in some major cities, but be prepared for very high commission charges.

Banks and moneychangers in most countries in Asia will now only accept bills with a metallic strip running top to bottom of the bill and which are **no more than 8 years old**. You should not take worn or damaged notes, or any that have been written on. Please also bring a mixture of small and large denominations - you may get a better rate for changing larger denomination bills, but in more remote areas it can be difficult to change amounts over USD50.

Please note that due to restrictions on currency conversion for foreigners in many Asian countries, it may not be possible to change leftover local currency back into USD after your trip, so please plan your budget

well by withdrawing/exchanging what you need as you go.

WHAT ELSE YOU NEED TO KNOW

Overland Lifestyle and Trip Suitability

Dragoman was founded in 1981, and has had many years of experience of leading overland trips across 4 continents. Overlanding is all about sharing a great travelling experience with like-minded people. On your trip you'll travel in one of Dragoman's purpose-built iconic expedition vehicles on an off the beaten track adventure along rugged roads, experiencing the sights, sounds and smells of the world up-close. Your journey will be overland, sometimes across vast distances, so some long days spent driving are inevitable - but these will be interspersed with breaks of a day or two at a destination or activity. On an overland journey, you are more than just a passenger and everyone gets involved setting up camp - we supply the tent but it's up to you to pitch it! As part of your trip, you will be assigned a truck job which could be collecting firewood or water, luggage loading, organising food, stores, etc.

Like all great adventures, the more you put in the more you'll get out!

We are looking forward to welcoming you on one of our overland journeys, but before we do there are a few things we would like to draw to your attention.

[Back to top ^](#)

Who Travels with Dragoman?

Our groups are made up of people from around the world, and are always an interesting mix of nationalities and ages. On average there is a pretty even split between males to females, and between solo travellers, couples and small groups of friends. We believe that overlanding should be open to as many people as possible, and so although we have a minimum age limit of 18 (or 7 on our Family Trips), as long as you are fit, healthy and passionate about travel, we are happy to take you, whatever your age is. One of the wonderful aspects of group travel is the camaraderie and friendships that are formed along the way, and the variety of people that you will meet.

[Back to top ^](#)

Group Size

The maximum group size we take on our overland journeys ranges from 19 to 22 depending on the geographical location; however the average number of passengers is more likely to be around 16.

Please note that there is an overlap of 2 trips in Cuzco and during the Inca Treks. This means a group starting a trip in Cuzco will embark on the Inca Trail at the same time as a group finishing in or travelling through Cuzco. In practical terms this means there could be more than 22 group members in Cuzco and on the Inca Trail at the same time.

Please note that there is also an overlap of 2 trips in Zanzibar. This means a group starting a trip in Nairobi, for example, will visit Zanzibar at the same time as a group starting their trip there. In practical terms this means there could be more than 22 group members in Zanzibar at the same time.

Please also note that on some departures there may be more than one truck doing the same route. This means that you will be in the same hotel or campsite as another Dragoman group on some days. To ensure that you are not always at the same place at the same time as another group, your itinerary will most likely be slightly altered from the itinerary advertised in these trip notes.

Our Crew and Guides

Our crew are passionate about travel and are always up for adventure. It takes someone special to become a Dragoman leader. Our crew undergo the most intensive training program of all the overland companies, spending 8 weeks learning the ropes at our base in Suffolk, UK, and then up to 6 months on the road as a trainee. Our crew are trained to manage and operate the trip safely and efficiently and their duties include: planning the trip according to the itinerary, driving and maintaining the truck, securing

services of local guides, general logistics, health and safety, liaising with bureaucracy, dealing with issues where needed and offering advice and support to our customers. In addition they have a basic knowledge of the places visited and will be able to offer suggestions of things to do and see. Dragoman endeavours to provide the services of experienced crew, however, due to the seasonality of travel, situations may arise where your tour leader is new to a particular region or training other crew, new to the area.

On all Dragoman overland trips, we usually have 2 western crew but please be aware that there may be times when one crew member has to leave the trip due to unforeseen circumstances such as visa issues, illness of a group member, etc. On some of our trips we have 1 western crew and 1 local driver instead of 2 western crew. On trips south of Nairobi in East and Southern Africa we will also have an African camp master/cook who is in charge of running the camp and organising all of the meals. Their knowledge of the local produce makes shopping at the markets great fun and you will learn how to prepare and cook some unusual dishes.

On the majority of our trips in Ethiopia, Sudan, Central Asia, China and South East Asia, in addition to our crew we will have a local guide on board who will travel with us for the entire duration of our time within one country. In these cases, the local guide becomes a third crew member and is able to offer their local knowledge as well as an insight into their country and the lives of the local people.

In most other areas of Africa, the Americas, India and Turkey, in addition to our crew we will employ local guides in specific locations of interest (for just a few hours up to a few days).

Your crew have a duty of care to all members of the group and therefore they have the authority to ask you to leave the trip if you require serious medical assistance, you are behaving in an anti-social manner or refuse to comply with local laws and customs. In all matters relating to the trip, the leader's decision will be final and we appreciate your respect of this.

Accommodation on Tour

Dragoman's overland trips are designed for shared accommodation, whether camping or staying in hotels or hostels, and therefore do not involve a single supplement. Whilst our crew will do their best to accommodate couples travelling together in twin rooms, all our travellers should expect to stay in multi-share accommodation when staying in hostels, gers or yurts.

The type, variety and standard of accommodation will vary greatly depending on what options are available at the time; hotels can vary from very basic rooms without electricity or running water to high standard hotels with good facilities! Generally in hotels most rooms will be single sex, twin-share, but in South America many rooms are triple/quad-share. Hostels, gers and yurts are nearly always multi-share and may be mixed sex.

The campsites will range from rather basic to those with excellent facilities, including swimming pools, restaurants and bars. In some cases it may also be possible to upgrade locally to bungalows, lodges or even tree-houses. One of the highlights of overland is that in more remote areas we will camp away from the tourist crowds. Occasionally on some of our trips we are able to stay in villages or local homestays allowing us to get close to the indigenous population and ensuring that our money stays within the local community.

[Back to top ^](#)

The Kitty

In addition to the trip price on our overland trips, you will also be required to pay a kitty specified for your trip (please note that there is no kitty on our Family Trips). The kitty is payable in installments at the start of each section of the trip for combination trips, and in full at the start of the trip for individual trips. Each customer joining a trip pays their kitty into a central fund. The fund is managed by the Dragoman crew and the kitty accounts can be viewed by all throughout the trip.

The kitty covers all things that the whole group does, such as:

- Hotel accommodation and campsite fees
- Meals whilst camping (not whilst staying in hotels)

- Activities listed as included (e.g. National Park or historical site entrances, excursions, etc.)

The kitty system is unique to overlanding and allows us to have flexibility and transparency on our trips. You can see exactly how your money is being spent and ensure that you are getting the best value by buying locally. It also helps to keep the costs competitive and save on administration costs so that we can pass the saving on to you. Dragoman makes NO PROFIT on kitties, as they are the group's fund. If there is money left in the kitty at the end of your trip, then this is divided between the group and you receive a refund.

Once you book your trip it is very important that you check our website on a regular basis and just before departure for any changes to the kitty amount. We constantly update the kitty prices on our website and the kitty advertised in the brochure is an estimate at the time of printing. Prices can go up or down with no notice, and exchange rate fluctuations will affect costs.

The kitty is payable in full at the start of your trip (in instalments at the start of each individual trip on combination trips). Alternatively you can pay in advance via a bank transfer 3-4 weeks before the start of your trip - please see https://www.dragoman.com/files/Dragoman_Kitty_Document.pdf for more details - this information sheet will also be sent in your booking confirmation upon booking a trip and can be found on www.dragoman.com/overlanding/planning-your-trip/money. Please also note that prepayment is not available for our trips to West Africa, Iran, Tajikistan, Pakistan, Alaska and any trip in Africa north of Nairobi.

If you are bringing the kitty out in cash, please ensure your USD notes (EUR notes if your trip goes through West Africa) are clean and undamaged and **no more than 8 years old**. If needed, your tour leader will be able to accept some of the kitty in local currency, and they will let you know the exchange rate locally. In most destinations you can withdraw local currencies from ATM machines, using either a cash passport or a credit/debit card. However, please bear in mind that most cards have a maximum withdrawal amount per day, local ATMs may run out of cash, and your bank could block the card despite you warning them of your travel plans, so it could be impractical to try to get the entire kitty out from an ATM.

We cannot accept traveller's cheques on our trips.

[Back to top ^](#)

Meals and Group Participation

On an overland journey you are more than just an individual passenger - you're part of the team. You are expected to pitch in to set up camp, shop for food, cook and generally help out. As part of your trip you will be assigned a truck job which could be collecting water and firewood, sweeping out the truck, loading the back locker, etc. While camping on overland journeys, the meals are included in the kitty. This means that you will have to work together to cook for everyone in your group. You will be divided into smaller units of 3-4 people and take it in turns to cook for the whole group according to a rota system. When it is your group's turn to cook you will have to plan the meal, shop for the ingredients in local markets or supermarkets and then prepare the meal for the whole group. The secret to cooking for 20+ people using a basic camping kitchen is to keep it simple! (On trips south of Nairobi we have a cook on board the truck; however you will still be required to help them to prepare meals).

An example of a typical camp breakfast might be toast with spreads, fruit and cereal as well as tea and coffee. When time allows it will also be possible to serve something hot such as eggs or pancakes. Lunch is almost always a sandwich heaped high with healthy salad and assorted fillings, with fruit to follow. Dinner might be a BBQ, risotto or pasta dish and there is always the chance to try some local cooking. Generally our passengers find the more they put into a trip, the more they benefit from it.

[Back to top ^](#)

Dietary Requirements

If you have any dietary requirements please tell us at the time of booking and tell your crew at your welcome meeting. Our crew will try to cater for any particular dietary requirement or food intolerance whenever possible. However, it must be remembered that it may not always be possible and the variety

of dishes may be severely limited in comparison to those available to others. If there is anything in particular you require in your diet, that you would miss from home, or because of an allergy would miss out on, it would be best to bring this with you. Depending on your particular requirements, you may need to allow yourself some extra spending money to allow you to purchase extra food items.

[Back to top ^](#)

Itineraries

Our itineraries are developed and published with the best of intentions, however travel in more remote areas of the world is unpredictable – borders can close, there can be extreme adverse weather, strikes or maybe mechanical issues that affect the running of your trip, but equally due to the nature of our trips we can often spontaneously include a local festival or event into the itinerary. This being said, the safety of our passengers, leaders and operators is a priority for us. With this in mind we monitor world events very closely. By the very nature of the adventure travel that we take, there are risks and hazards that are inherent in our itineraries. We make operational decisions based on informed advice from a number of sources, including the British Foreign and Commonwealth Office travel advice, reports from other travel companies and local suppliers, leaders' reports from off the road and local contacts we have built up over many years of experience.

[Back to top ^](#)

British Foreign Office Travel Advice and Warnings

Dragoman follows the British Foreign Office Travel advice when deciding where and where we are unable to travel. We will base our decisions on itineraries and alterations to published routes based on their advice rather than the advice of other governments. We will advise you of any significant changes in advice before travel or whilst you are overseas.

However, we recommend you check the latest travel advisories from your own government for the country you are travelling to before you book and prior to departure. If there are any travel warnings present for the region you will travel to, as well as considering whether you are happy to travel despite the warning you must also check to ensure that it is not invalidating your travel insurance. Here are a few useful addresses:

UK - www.gov.uk/foreign-travel-advice

Australia - <http://www.smartraveller.gov.au/>

New Zealand - <http://www.safetravel.govt.nz/>

United States - <https://travel.state.gov/content/passports/en/country.html>

Canada - http://www.voyage.gc.ca/countries_pays/menu-eng.asp

We also recommend that you check out the UK Travel Aware website before you travel at <https://travelaware.campaign.gov.uk/>. This website offers straightforward travel advice, top tips, and up-to-date country information to help you plan a safe trip.

[Back to top ^](#)

Health

You need to be in good physical health in order to participate fully in our trips. When selecting your trip please make sure you have read through the itinerary carefully and assessed your ability to cope with our style of travel. To help you assess if this trip is suitable, please refer to the physical rating. The ratings for each trip are a good indication of how challenging they are and in some cases you should be prepared for some long driving days and possibly limited facilities. We are always happy to give extra advice if you have additional concerns. Please note that if, in the opinion of our leader, you are unable to complete the itinerary without undue risk to yourself and/or the rest of the group, Dragoman reserves the right to exclude you from all or part of the trip without a refund.

You should consult your doctor for up-to-date medical travel information prior to travel, particularly if you

have a pre-existing medical condition. You must also declare any pre-existing medical conditions to your travel insurers upon purchase and provide evidence to us prior to departure that your pre-existing medical condition has been declared to your insurers. Failure to do so will mean that you are unable to join the trip.

Extreme Environments

There may be periods of time within your trip when you meet extreme conditions, such as extreme heat, extreme wind, extreme cold, extreme humidity, extreme altitude, extreme crowds etc. Whilst our crew will let you know at the time when you are likely to meet these conditions, please ensure that you have read through the trip notes carefully and researched the local weather conditions at the time and that you feel that you are fit enough to cope with these conditions. If you have any doubts at all, please contact us to discuss your concerns prior to booking, and when on trip, if you find that the local conditions are causing you concern at any time, please be sure to let your trip leader know so that appropriate precautions can be discussed.

[Back to top ^](#)

Altitude

Some pre-existing medical conditions are known to severely worsen at high altitude and be difficult to adequately treat on the ground, leading to more serious consequences. It is imperative that you discuss your pre-existing medical condition/s with your doctor. We understand certain medications are reported to aid acclimatising to high altitude; please discuss these options with your doctor. For trips that travel to areas of high altitude, the tour leader will issue you with a self-assessment altitude questionnaire which allows you to monitor how you are coping with the altitude and informs you of danger signals so that you can report these as soon as possible, either to the tour leader or a medical professional.

[Back to top ^](#)

Yellow Fever

A valid international certificate of vaccination against Yellow Fever is required in many countries. You may need to present this on arrival at the airport or border crossing. Some countries will refuse entry if you are unable to present your certificate. It's also quite common for your home country to request a Yellow Fever certificate on your arrival back home.

It is your responsibility to check with your doctor well in advance of leaving home about the Yellow Fever requirements for the countries you'll be visiting.

Malaria & other mosquito-borne diseases

There is a risk of contracting malaria in some areas which we travel through. If your trip goes to a areas with malaria it is always best to get expert advice before travelling about the types of malaria pills available, whether they are recommended, and take any that are prescribed as instructed. Consult your GP or travel clinic for the most up-to-date requirements.

Other mosquito-borne diseases such as yellow fever, dengue fever, chikungunya and Zika are continuing to spread and are becoming a bigger problem around the world. Mosquito bite prevention is vital to avoid contracting any of these diseases, as there are no vaccines or specific treatments available. Health professionals have issued warnings for pregnant women travelling to areas affected by the Zika virus. For more information about Zika please visit:

- WHO: www.who.int/en/news-room/fact-sheets/detail/zika-virus
- Center for Disease Control and Prevention: www.cdc.gov/zika

The Anopheles mosquitoes that transmit malaria usually bite between the hours of dusk and dawn, whereas the Aedes mosquitoes that transmit yellow fever, dengue fever, chikungunya and Zika bite both during the day and the night. To prevent being bitten, it is recommended to cover up by wearing long-legged and long-sleeved clothing, preferably light-coloured and buttoned at the wrists. Do not sleep without closing your windows, tent door, etc. and use a mosquito net in hotels or if sleeping outside where there are mosquitoes present. Use mosquito repellent applied directly to your skin or soaked into your clothing. Treating clothes and mosquito nets with a Permethrin solution also provides significant protection. It should be available at most travel stores. Mosquito coils are useful on still nights and in

hotel rooms, but cannot be used inside the tents. For more advice on how to avoid bites please see: www.travelhealthpro.org.uk/factsheet/38/insect-and-tick-bite-avoidance

[Back to top ^](#)

Vaccinations

Recommended vaccinations and other health protections vary according to different regions and recent bulletins issued by health authorities. It is essential to get the latest specific health advice on the regions and countries you are planning to travel in, so please check with either your doctor or travel clinic in good time before you travel. The following websites are also a helpful resource:

www.nathnac.net and www.fitfortravel.nhs.uk

In the UK, we have been working with Nomad Travel for many years and their website has comprehensive, up-to-date vaccination and health information. You will receive a 10% discount off all vaccinations given at Nomad Travel clinics.

[Back to top ^](#)

Safety & Security

At Dragoman your safety is of paramount importance and we will do our best to ensure that your travel with us is safe and trouble-free, but we do ask that you take that little bit of extra care whilst you are away and to understand about the nature of this style of travel.

Of course we want you to have an enjoyable time, but you must also remember that part of the enjoyment of travel is experiencing a different way of life and cultures. This may also mean experiencing different safety and hygiene standards than those you are normally used to.

Therefore, please take note of the following safety tips and follow any local safety advice or briefings delivered by our crew or any third-party suppliers we use during your trip.

[Back to top ^](#)

Transport Safety

- Our own vehicles have fully-fitted seat belts; make sure you always belt up.
- If you find a safety belt inoperable or missing on one of our vehicles, please inform the crew immediately.
- Unfortunately, we cannot guarantee that other vehicles we may use or recommend in some countries will be fitted with seat belts on every seat as it is not a legal requirement in much of the world.
- Please remain seated on board vehicles at all times when the vehicle is in motion.
- Never place luggage in the aisles or foot wells.
- Ensure you know where your nearest Emergency exit is; this may be a designated emergency exit, a window, a door, or a roof hatch.
- Check the location of the fire extinguisher and first aid kit.
- Follow any safety instructions provided by the crew/driver.
- Our vehicles are fitted with roof seats which can be used in certain conditions, such as when driving at low speeds, off main tarmac roads, etc. The roof hatches can only be opened and the roof seats used with the express permission of the crew and you must never sit in the roof seats without seat belts.

Road Safety

- Traffic in some countries travels on the opposite side of the road to what you may be used to, so ensure you look both ways before crossing the road.
- In many countries vehicles do not automatically stop at crossings and driving styles may be very unpredictable, so please remain very vigilant when near roads and vehicles.
- Crash helmets are often not provided with mopeds and motorbikes overseas – we do not recommend you hire these vehicles.

[Back to top ^](#)

Fire & Other Safety - Hostels/Hotels/Homestays

- Ensure you know where your nearest fire exit is and check to ensure that it is operative.
- Check the location of the nearest fire extinguisher.
- Study the fire instructions in your room if available.
- Identify how to raise the alarm if a fire occurs.
- If a fire occurs, leave immediately; do not stop to collect your effects.
- Proceed to an assembly point well away from the building.
- Electrics in hotels in many of the places that we visit will not be up to the same standards as at home. Please ensure that you check rooms, especially bathrooms and are aware of any issues that look unsafe. If in doubt inform the crew who will endeavour to sort the situation out if possible.
- Staircases and stairwells are often built to a very different design than under western building standards. There may be no guard rails, be excessively steep, have dangerous gaps between the stairs and the wall, etc. At all times be aware and take appropriate and prudent care.
- We often stay in homestays and farmstays. These may range from a traditional yurt through to a tree house or a town house. As these are traditional homes, they may well not adhere to our western standards of safety and so it is important that you make yourself aware of potential risks.
- If in doubt please inform the crew of any safety issues with the hotels/hostels or homestays.

Fire Safety - Campsites

- Ensure you know where the nearest source of water or fire extinguisher is.
- Know how to raise the alarm.
- Extinguish all camping fires fully before retiring to bed.
- Observe any regulations regarding fires and bushfires in dry conditions.
- Identify how to raise the alarm if a fire occurs.
- If a fire occurs, leave immediately; do not stop to collect your effects.
- Proceed to an assembly point away from the tented accommodation/affected campsite.

Other Campsite Safety & Security

- Familiarise yourself with the campsite and any known hazards.
- Group the tents around our vehicle wherever possible.
- No open flames, smoking or flammable liquids in or near the tents.
- Ensure the cooking area is well away from the tents.
- Ensure all water for cooking and drinking is purified first.
- Ensure any soil toilets are a minimum of 50m away from the tents and the cooking area.
- All food waste should be burned or buried a minimum of 100m away from the site.
- Ensure local advice is followed concerning any wildlife in the area.
- Keep valuables locked in the vehicle.
- Be aware of any local security issues that might be important.
- Do not set out tents close to perimeter fences which may be a security risk.
- Be aware of the security arrangements and local guards for campsite and if in doubt ask them where and where not to pitch tents.
- If in doubt please inform the crew of any safety issues with campsite.
- When wild camping, ensure that you do not wander away from the camp alone. If you do leave camp, ensure that you have notified the leader or other members of the group.

Food Safety

- Make sure your food has been thoroughly cooked.
- Hot food should be hot, cold food should be cold.
- Avoid any uncooked food, except fruit and vegetables (notably those you can peel or shell yourself).
- In many countries you should only drink bottled water or purified water and ensure any seal is intact when purchasing bottles.
- On the Dragoman vehicles we have a tank of drinking water that is kept purified by the crew.
- Avoid ice in drinks as this can cause upset stomachs in hot climates.
- Make sure you wash your hands in antibacterial product when preparing and/or eating food.

- Many of the restaurants that you will eat in, either as a group or as individuals, will NOT have the same standards of food hygiene as we have in the western world. Unfortunately this is a reality of life in these regions. Therefore please think carefully about where you eat, what food you order and be aware of the risks.

[Back to top ^](#)

Personal Safety

One of the real advantages of overland travel is that the vehicle provides a very real level of security when travelling. There is no doubt that a properly-equipped overland vehicle, with safes, fully lockable doors and windows is an obvious advantage when travelling in much of the world. Generally speaking, you will not be travelling on local public transport and will have the added security of travelling in a group with experienced crew on-hand to offer advice. We have come up with a few pointers that we recommend you follow:

- Follow the crew's specific safety advice in each destination.
- Always remain aware and vigilant, and stay away from situations where you do not feel comfortable.
- Avoid carrying too much money.
- Always avoid carrying your passport, driving licence, air tickets, and other valuable items around with you unless this is essential. Instead, keep valuables such as this locked away in the truck's safe, or the safety deposit box in the room or reception of the hotel/hostel.
- If you are carrying cash, cards or valuables, use a money belt or neck wallet which are more easily concealed and more difficult to pickpocket.
- Do not take any valuable jewellery, watches, etc. away with you in the first place.
- Avoid walking in poorly lit areas.
- If possible avoid walking around on your own; it is always safer to explore with others.
- Always try to walk with confidence and purpose, which will help you avoid looking like a lost tourist!
- Take special care when walking to avoid spraining or twisting your ankle on potholes, cobbles and uneven ground.

[Back to top ^](#)

Activity Safety & Optional Activities

You will have the opportunity to take part in many exciting activities and excursions, some of which are included (e.g. hiking the Inca Trail, trekking to see Mountain Gorillas, visiting the Taj Mahal, etc.), whilst others are optional (e.g. white water rafting in Uganda, zip-lining in Costa Rica, etc.). Some of these activities require a certain level of fitness, so it's important that you read through the trip notes thoroughly and make your own conclusions as to whether you feel that you are fit and healthy enough to enjoy this trip and its activities to their fullest.

Some activities may have higher risks than you are used to and you must judge whether or not you wish, or have the physical ability, to take part.

Please note that riding helmets are mandatory for all optional and included horse riding activities. This is an insurance requirement.

Optional activities mentioned by Dragoman are not included in the trip price or kitty, and do not form part of your contract with Dragoman. As such you accept that any assistance given by Dragoman crew members or local representatives in arranging optional activities does not render us liable for them in any way. The Dragoman crew are assisting you in arranging these activities for your added enjoyment whilst on your trip. The operators of these services and optional extras are local suppliers who contract directly with the client 'on the road', subject to and in accordance with their own terms and conditions. Dragoman accepts no liability for any action or activity undertaken by the client which is arranged independently of Dragoman while on tour. Crew may take part in an optional activity but do so as private individuals and not as company representatives.

Please use your own good judgement when selecting an activity in your free time.

Ensure that you use the appropriate equipment on optional activities, including life jackets, helmets, etc. This is especially important on activities such as horse riding, white-water rafting, etc.

Always ensure that your travel medical insurance covers you for all included and optional activities that you wish to participate in.

[Back to top ^](#)

Included Activities

Included activities are listed in the day-to-day itinerary, all other activities are optional and at your own expense. If you choose not to participate in the included activities on this itinerary, the cost will not necessarily be refunded; this is something you will need to check with your leader.

[Back to top ^](#)

Optional Activities

A selection of optional activities is listed in the day-to-day itinerary. This list is designed to be a helpful guide as to what is commonly available in each location, and is neither an exhaustive list, a guarantee that the activity is available, or an endorsement or recommendation. Please note that certain activities may not be available on your particular visit if they are overbooked, underbooked, out of season, or for any other reason - the list of activities is made according to our latest information and in the best faith, but please be aware that things may change between our last visit and your arrival. Please also note that it may not be possible to do all the activities listed in the time available at each destination, and it is recommended to give yourself extra time in your joining or ending city if you would like to participate in some optional activities there.

Prices listed are for entrance only and do not include transport costs to and from the sites or local guides unless indicated - again, these prices are displayed according to our latest information and in the best faith, but prices do fluctuate due to exchange rates, season, numbers of participants, and simple increases from the operator - any prices listed are a guide only and certainly cannot be guaranteed.

Optional activities are not necessarily endorsed or recommended by Dragoman nor included in the price of this trip. If you do any optional activities, you do so at your own risk and it must be clearly understood that your participation is your own decision and does not form part of your contract with Dragoman. You may be required to sign/complete a waiver form or optional activity form for some optional activities.

[Back to top ^](#)

Insurance

It is a condition of booking that you have comprehensive travel insurance. Without evidence of valid travel insurance you will not be allowed to start the trip.

We recommend that any policy has a minimum medical (including repatriation) cover of £5,000,000. We recommend that any policy also has a minimum level of cover for Personal Liability of £2,000,000 and for Cancellation and Curtailment of £5,000 (or the full cost of your trip). Cover for loss of baggage, personal effects, money and other inclusions are down to personal choice although please bear in mind that personal effects are more likely to go missing whilst travelling and you should ensure that your policy is adequate to cover the value of your personal effects e.g. cameras, tablets, phones, ipods, etc. Please note that Dragoman is not responsible for your personal effects and is not insured for their loss. Please note that you should be insured for trip postponement or cancellation purposes immediately upon paying a deposit.

Whatever policy you choose, you must ensure that it is designed for adventure/overland travel and make sure it covers any activity that you intend to undertake (whether included or optional). As such it must cover you for adventure activities such as white water rafting, trekking, horse-riding, etc., and that the 24-hour Emergency Assistance Company must be experienced in handling situations in developing countries - for example, that they have the ability to arrange repatriation from remote areas such as the Sahara or if you were trekking in the Andes. On activities or side trips that are not recommended by us, please ensure you are happy with the safety of the activity before participating.

Please note that in the case of credit card travel insurance we will require details of the participating insurer, the insurance policy number and emergency contact number prior to travel rather than just the bank's name and credit card details. It is up to you to ensure that these policies have the cover you require, as many of these policies are not able to cope with adventure travel to remote areas and many are not valid for travelling outside your country of residence or outside the EU.

[Back to top ^](#)

Our Liability Insurance

Dragoman has comprehensive passenger vehicle liability protection and tour operator insurance. These policies have total indemnities of £5,000,000 and £10,000,000 per incident respectively. This is in addition to local vehicle insurance and your personal travel insurance.

[Back to top ^](#)

Out of Office Hours Contact

We have an out of office hours number you can call which should only be used once you have left your home country to start the trip and in the event of a real emergency. Should you need to call the number, we will do what we can to help but please bear in mind that real progress or action may not be possible until normal office hours. If you can not get through please leave a message with you name, reference number, contact details and a message with the help that you need and we will get back to you.

If your flight is delayed or cancelled, please let us know and then make your way to the joining hotel as instructed in these trip notes. If you cannot get through leave a message and a contact number as these will be regularly checked and the crew informed if necessary.

Out of hours Number: +44 (0) 7985 106564

[Back to top ^](#)

Luggage & Kit List

Although you will not have to carry your main bag for long distances, you will need to help load and unload them onto the truck. For this reason we recommend that you use a backpack or soft bag rather than a heavy suitcase. During your trip your main luggage will be kept in the truck's back locker which will be inaccessible during a drive day, so you will also need a small daypack. This can be used to carry your camera, water bottle and other personal effects for daily use. Please be aware that due to the constant dust and vibrations your luggage bag will be subject to extreme wear and tear.

The size of baggage that can be brought on this tour is limited by the locker space on the truck. We recommend that your bag be no larger than a large rucksack with a capacity of about 80 litres (approximately 70cm high, 40cm wide, and 40cm deep). The weight limit for luggage on all trucks is a maximum of 20kg.

Your clothes and equipment should be appropriate for the conditions you are travelling in, which will vary depending on which part of the world you're heading to. On overland trips, Dragoman will provide all camping equipment apart from sleeping bags and ground mats, so you'll need to bring those with you if your trip includes camping nights.

Think about the climate and altitude of the areas you'll be travelling to - there's nothing worse than being cold at night so it's worth investing in a decent sleeping bag if it's likely to get cold. And remember that even when it's warm during the day, it can often get cold at night, particularly in desert regions.

For a general idea of what you need, this list provides a guide:

General

- Sleeping bag, sleeping bag liner, sleeping mat and small pillow - if your trip includes camping nights
- Sandals or flip flops
- Comfortable walking shoes
- Sun hat and sunglasses

- Waterproof jacket
- Warm sweater or fleece
- Swimwear
- Comfortable travelling clothes and a set of casual but smart clothes for evenings out
- If visiting places of worship on the trip, men should bring a pair of full length trousers and women should bring a skirt that covers their knees and a scarf
- Towel – quick dry, lightweight travel towels are best
- Toiletries including bio degradable wet wipes, sanitary products, hand gel, sun cream and insect repellent
- Day pack – essential for keeping things handy when on the truck, on short hikes, walking around cities, etc
- Assorted dry bags – to protect your kit from dust and damp
- Pouch or money belt
- Water bottle (at least 1 litre) – we carry drinking water on all of our trucks and actively encourage our customers to use the water supplied. Whilst away from the truck we encourage the use of a filter water bottle and we are able to offer Dragoman customers a 25% discount on Water to Go bottles and filters using the code DRAGOMAN25 on the link <https://www.watertogo.eu/dragoman>
- Head torch with spare batteries and bulbs
- Camera with spare battery and extra memory cards
- Electrical accessories such as charger, power bank, adapter, etc
- Carbon monoxide detector
- A good book, a diary or notebook and pen, a fun game for travel days
- Personal medical kit – see notes below

Cold weather

For trips going through mountainous areas, deserts, high altitude regions and Patagonia, you should be prepared for cold weather, especially at night. Ensure you bring:

- 3/4 or 4/5 season sleeping bag with liner – see note on sleeping bag ratings below
- Thermal base layers
- Winter jacket
- Hat, gloves and scarf
- Warm socks

Hot weather

For trips going through tropical areas you should be prepared for hot and humid weather. Ensure you bring:

- Loose fitting clothes with long sleeves and legs
- Mosquito repellent
- Mosquito net – not essential as our tents have mosquito netting but can be handy for hotels and hostels or sleeping under the stars

Trips with trekking

For trips including treks, ensure you bring:

- Lightweight walking clothes suitable for the general climate
- Waterproof trousers
- Sturdy walking boots
- Walking stick(s) – not essential but can help in steep terrain; sticks can generally be hired or purchased en route

[Back to top ^](#)

Sleeping Bags

A sleeping bag's rating typically indicates the lowest temperature at which it will keep the average

sleeper warm enough to sustain them but not necessarily make them warm enough to feel comfortable. For example, with a 0°C bag, you should be able to stay in 0°C temperature but you will not necessarily be able to sleep comfortably.

For European sleeping bags there are the following standards:

- The upper limit is the highest temperature at which a 'standard' adult man is able to have a comfortable night's sleep without excess sweating.
- The comfort rating is based on a 'standard' adult woman having a comfortable night's sleep.
- The lower limit is based on the lowest temperature at which a 'standard' adult man is deemed to be able to have a comfortable night's sleep.
- The extreme rating is a survival-only rating for a 'standard' adult man. This is an extreme survival rating only and it is not advisable to rely on this rating for general use.

The transition zone, in between the comfort and lower temperature, is usually considered as the best purchase guideline.

Personal Medical Kit

All of our trucks have a standard motorist's first aid kit on board for use in emergency situations only. The first aid kit is in compliance with UK standards for first aid provision within motor vehicles, and contain supplies to treat road side injuries. We do not carry prescription medications, therefore in addition to this we recommend that you purchase your own personal medical kit.

In the UK we have teamed up with Nomad Travel Stores and Clinics to produce travel medical kits. They have been designed in conjunction with the truck kits and contain everything you would need for any minor incidents and health issues. For more details please visit their website:

Global Survival Kit - <http://www.nomadtravel.co.uk/p/2712/Global-Survival-Kit>

Ultimate Medical Kit (POM) - [http://www.nomadtravel.co.uk/p/2909/Ultimate-Medical-Kit-\(POM\)](http://www.nomadtravel.co.uk/p/2909/Ultimate-Medical-Kit-(POM))

[Back to top ^](#)

Passports

Check that your passport will still be valid for 6 months after the end of your trip - this is important as some countries WILL refuse entry to anyone whose passport is due to expire. A temporary or 'visitor's' passport is not valid on our trips. You will need to provide us with your passport details prior to departing for your trip. If you change your passport, please remember to inform us as soon as possible - however, please be aware that changing your passport can cause big problems if you need to apply for visas or permits (such as the Inca Trail or Gorilla Trekking) in advance.

[Back to top ^](#)

Pre and Post Trip Accommodation and Airport Transfers

At Dragoman we believe you should make the most of the places you visit, so if you would like to see more of the joining or finishing point cities, why not book additional accommodation to extend your stay? Dragoman can take away the hassle of time zones and language barriers by making the booking for you. This accommodation is only available at the joining or finishing city of your trip, immediately before or after the trip you are travelling on.

While Dragoman is happy to assist with booking your pre and post trip accommodation, it is important that you understand that you may be able to book your own room at a cheaper rate directly through the hotel or on the internet. Our additional accommodation prices are based on the hotel's rate plus an administration fee. Please note our rates do not reflect last minute walk-in rates or internet specials.

We can also book arrival airport transfers for you as long as we have your flight arrival details. These are normally payable in cash upon arrival; however we do have pre-paid transfers in a few destinations.

Please contact our reservations team for details of the accommodation and transfers that we can offer, as

not all hotels offer this service.

[Back to top ^](#)

Continuing Your Trip

Having an amazing trip and met a great group of people? Having too much fun to go home yet? If you're on one of our trips and decide that you would like to continue with us, then why not speak to your trip leader who can advise you of the cost and availability of continuing your journey.

[Back to top ^](#)

Contingency Emergency Fund

Sometimes, civil or political unrest, or reasons beyond Dragoman's control (e.g. a natural disaster), can mean that an itinerary is disrupted and we have to make a contingency plan. This may involve hiring alternate transport or even the whole group flying over an area. Although Dragoman will help organise travel arrangements, in circumstances outside Dragoman's control you will be required to contribute the additional costs involved and therefore we ask you to bring along a 'Contingency Fund' of USD400. In almost all cases trips run smoothly and this fund is therefore never used. We also recommend that you take along an internationally recognised credit or charge card with a decent limit in case of emergencies, such as medical treatment en route, or even the need to be repatriated; though these occurrences are rare. Remember that travel insurance policies usually only refund you for expenses after you have already paid out.

[Back to top ^](#)

Responsible Tourism

Dragoman is committed to ensuring that we have a positive impact on local communities and that we implement policies to minimise any negative impact on the local environment. We are dedicated to making sure that we adopt a responsible attitude to the areas through which we travel and believe that our trips should benefit the local people and their environment. Dragoman recognises that we are guests of local communities and strive to make these communities our partners, so that they benefit directly from our visit. You can find full details of Dragoman's Responsible Tourism policy from the link below:

<https://www.dragoman.com/about-us/responsible-travel/policy-and-guidelines>

[Back to top ^](#)

Water

The sale of bottled water contributes to an enormous environmental problem around the world. In addition to the water in the bottle, the production of a 1 litre plastic bottle takes 2 litres of water and 200ml of oil. A large proportion end up in limited landfill or discarded in waterways and natural environments.

Please avoid the purchase of bottled water by using the chemically sterilised water stored in the purpose-built storage tank on your overland vehicle. You are free to refill your bottle as many times a day as you like. You are helping the environment and your pocket!

[Back to top ^](#)

Electrical Equipment

Your vehicle will be usually equipped with a 12-Volt socket, so to charge your iPod, MP3 player, camera, laptop and mobile phone you will need a DC 12V adapter - the type that can be used from a cigarette lighter in your car. Please be aware that only one piece of equipment can be charged at a time and it will not be allowed if there is a risk of running the vehicle's batteries low. Batteries may also be recharged from hotel room wall sockets and the majority of the campsites we stay at have electricity points, so please bring along your normal charging adapters as well. You will need to ensure that you have the correct country adapter for your specific charger.

For mobile phones, please note that most countries in the Americas operate at 850 MHz and 1900 MHz which is not the same frequencies used in Europe, Africa, Asia and Australia. Most modern tri-band and quad-band mobile phones will be able to operate on these frequencies but please check your mobile

phone specifications before travelling to ensure that you'll be able to use your phone in the Americas.

[Back to top ^](#)

A Few Rules

It is one of our core values to treat all people we encounter with respect, including the local people who make our destinations so special. We have therefore set down a number of rules to which our customers must adhere.

Engaging in commercial or exploitative sexual activities, committing acts of violence or threatening violence towards local people, other group members or any member of our staff is not allowed. Any customer engaging in such activities will be required to leave the trip immediately with no refund of the trip price.

You must at all times comply with the laws, customs, foreign exchange and drug regulations of all countries visited and conduct yourself in accordance with our responsible travel policy. Any customer found contravening such laws or regulations will be required to leave the trip immediately with no refund of the trip price.

Although we are aware that in some parts of the world taking, carrying or selling drugs, carrying weapons, or engaging in commercial or exploitative sexual activities may be legal, it is not acceptable for Dragoman customers and our tour leaders have the right to ask you to leave the trip immediately with no refund of the trip price if you are found to be engaging in such activities.

[Back to top ^](#)

Issues on the Trip

While we always endeavour to provide the best possible holiday experience, due to the nature of travel and the areas we visit sometimes things can and do go wrong. Should any issue occur while you are on your trip, it is imperative that you discuss this with your group leader or our local partner straight away so that they can do their best to rectify the problem and save any potential negative impact on the rest of your trip.

We recognise that there may be times when your group leader may not be able to resolve a situation to your satisfaction. If this is the case please contact our customer relations department on

customer-relations@dragoman.co.uk.

You may also choose to provide details in your feedback questionnaire which we ask you to complete at the end of your trip, but we do ask you to be aware that it is very difficult for us to provide any practical help after the trip is complete.

[Back to top ^](#)

Tipping

Tipping is entirely voluntary. The Dragoman crew may be travelling with you for many weeks and usually they become good friends with most members of the group. It is sometimes easy to forget that they do work hard to ensure that you do have a great trip. If you feel you would like to tip them, they certainly would appreciate it.

On a number of our trips, we also use a local guide as well as our own Dragoman crew. These guides live and travel with you through their home country and it is usual to tip them when they leave. We recommend USD 1 to USD 4 per person per day, but check with your crew for an appropriate amount.

[Back to top ^](#)

Feedback

After your travels, we want to hear from you! We rely on your feedback. We read it carefully. Feedback helps us to understand what we are doing well and what we could be doing better, and it allows us to

make improvements for future travellers.

COUNTRY SPECIFIC NOTES

KYRGYZSTAN NOTE

We will be travelling through high remote mountains and the itinerary may have to vary somewhat due to weather or road conditions. When it is too cold to visit Song Köl Lake or camp (May to mid June, October and November) we will run an alternative itinerary which may include a yurt stay on the southern shore of Lake Issyk-Kul, a night at a homestay or a night at a hot spring development known as Altyn Arashan.

We will need to remain flexible with these itineraries as temperatures can vary.

In general, the summer months (June, July and August) can be warm during the day but temperatures can drop to 0°C at night. For this reason we recommend taking warm clothes and a warm sleeping bag for ALL trips in Kyrgyzstan. For trips that run during the colder months (May to mid June and September to October/November) we recommend you bring extra warm clothing and an all-season sleeping bag as it is not uncommon for temperatures to fall to -10C, sometimes colder.

We recommend you check local average weather conditions for each country you will be travelling to in order to properly prepare for your trip.

[Back to top ^](#)

These trip notes have been compiled to help you prepare for your journey, once you have booked. They include the full itinerary and dates, information and kit lists, meeting hotels, insurance, vaccinations, visas, and other information that will help you get ready for your trip.

Please ensure you have an up to date version of these Trip Notes

These trip notes were printed on 17/11/2019