

## ETHIOPIA, HISTORIC ROUTE & DANAKIL DEPRESSION, (ZGA)

Gondar to Addis Ababa 21 days, departing 18 Apr 2020



## CONTENTS

- [Optional Activities](#)
- [Insurance](#)
- [Out of Office Hours Contact](#)
- [Luggage & Kit List](#)
- [Personal Medical Kit](#)
- [Passports](#)
- [Pre And Post Trip](#)
- [Accommodation And Connecting Flights](#)
- [Continuing Your Trip](#)
- [Contingency Emergency Fund](#)
- [Responsible Tourism](#)
- [Electrical](#)
- [A Few Rules](#)
- [Issues On The Trip](#)
- [Our Community](#)
- [Feedback](#)
- [Countries Visited](#)
- [Daily Itinerary](#)
- [Visa Information](#)
- [Important Notes](#)
- [Overland Lifestyle And Trip Suitability](#)
- [Tipping](#)
- [Who Travels With Dragoman?](#)
- [Accommodation On Tour](#)
- [The Kitty](#)
- [Group Size](#)
- [Our Crew And Guides](#)
- [Meals And Group Participation](#)
- [Dietary Requirements](#)

## TRIP OVERVIEW

**Trip Style:** Overlanding

---

**Route:** Gondar to Addis Ababa



---

**Duration:** 21 days

---

**Transport:** Overland expedition vehicle, Boat

---

 25% 
  75%

---

**Accom:** Hotels, Campsites, Wild camps

---

### Physical Challenge:

EASY  HARD

Depending on the trip, activities may include treks of 3-4 hours at altitude or across hilly terrain, multi-day treks at sea level, horseback riding, canoeing and other adventurous activities.

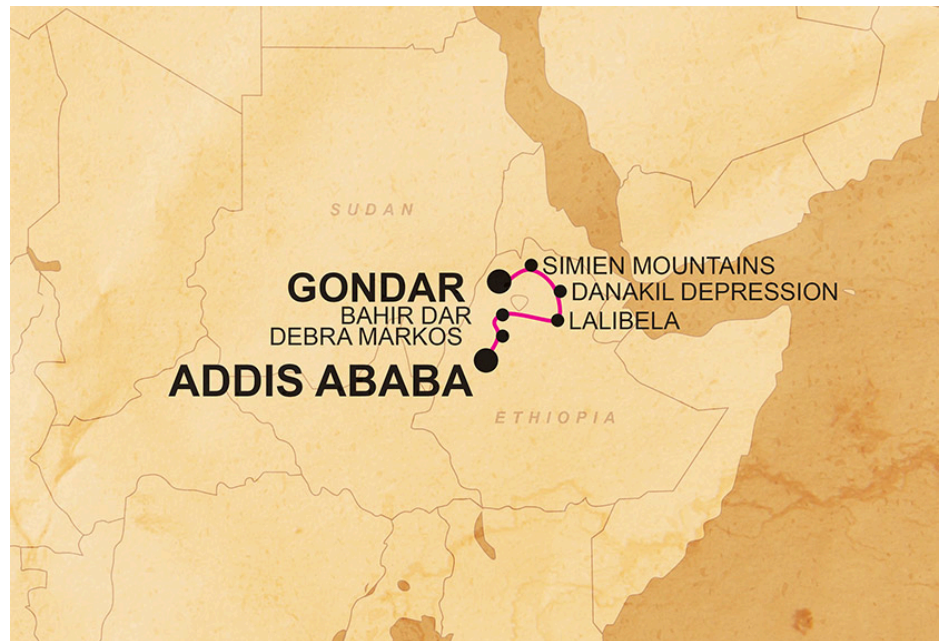
### Lifestyle Challenge:

EASY  HARD

This is a fairly challenging trip; you may well be travelling at high altitudes, across deserts or through cold and windy or hot and steamy areas.

[Itineraries](#)  
[British Foreign Office Travel Advice and Warnings](#)  
[Health](#)  
[Safety & Security](#)  
[Included Activities](#)

## ROUTE MAP



## COUNTRIES VISITED

### Ethiopia



### ONE OF AFRICA'S MOST DIVERSE COUNTRIES

With a friendly atmosphere, a country brimming with history, fascinating tribes and scenic National Parks, Ethiopia is a country that is as diverse as you can get in Africa.

Ethiopia is home to some of the world's most

dramatic and varied landscapes. The north contains spectacular mountains and highlands, including the breathtaking Simien Mountains National Park which contains a bewildering array of wildlife! The east contains vast lowland deserts and depressions, and the south has lush valleys and stunning lakes.

### ETHIOPIA'S UNIQUE HISTORY & COLOURFUL CULTURE

The culture and history of Ethiopia is also wonderfully unique. Ethiopia has contained a devoted Orthodox Christian culture for centuries, and this legacy is evident in the country's incredible monasteries and the rock-hewn churches of Lalibela. In the far north was the home of the ancient Axumite Empire, and Gondar contains some of the most impressive medieval structures in Africa. The south we find the Omo Valley, home to some fascinating tribal cultures such as the Hamar, Konzo and the Dorze.

Ethiopia is a country full of life and colour, and this is expressed through the fantastic variety of the music, from the rhythmic folk music of the remote tribal areas to the incredibly cool Ethio-jazz styles of Addis Ababa. Ethiopia's cuisine is very unique, including the iconic (and acquired taste) of injera, the sourdough pancakes that are ubiquitous across the nation.

A journey into Ethiopia is a journey into some of the most interesting, amazing and varied areas of Africa, and should be high on everyone's lists!

[Back to top ^](#)

## DAILY ITINERARY

### Day 1: Gondar ( Sat 18 Apr )

**Border Information:** if joining in Gondar, you will most likely enter Ethiopia at Gondar Atse Tewodros Airport (IATA code: GDQ).

There will be a group meeting at the joining hotel at 6:00pm. Please look out for a note from your tour leader at the reception when you arrive giving more details about this important meeting. If you are continuing to Kenya or beyond, your leader will need to check the validity dates of your Ethiopian visa.

Please note that many of the options listed below will only be possible for those with extra time in Gondar before the start of your trip with us - please contact the Sales team if you would like to book pre-tour accommodation with us to have extra time exploring Gondar.

Hotel for the night: Lammergeyer Hotel  
**Lammergeyer Hotel**  
Gondar





Ethiopia  
Tel - +251 581 122 903

### About Gondar:

The historic city of Gondar is a magnificent city of castles and palaces, and is sometimes known as the 'Camelot of Africa'. This was once the capital of Ethiopia during the reign of King Fasilidas in the mid-17th Century, who built the incredible European-style castle in the centre of the town. Successive kings put in their own additions to this royal complex, and Gondar remained Ethiopia's royal capital until Emperor Tewodros II moved it to Magadala to the south east.

On the outskirts of the town there is also the Fasilidas' Bath complex - an interesting building that stands in an artificial pool which is still filled for occasional religious ceremonies. At the Debre Birhan Selassie Church we can see the famous ceiling, which is painted with hundreds of faces of angels, and hear about the church's fascinating yet violent history.

### Day 2: Gondar ( Sun 19 Apr )

Today, we will have an included half day guided tour of the historical sites of Gondar, including Gondar Castle, the King Fasilades' Baths and the Debre Birhan Selassie church.

In Gondar we will stay in a comfortable hotel with good facilities.

### Day 3 to 5: Simien Mountains National Park ( Mon 20 Apr to Wed 22 Apr )

Today marks the start of our 3-day excursion into the Simien Mountains National Park. We will first drive to Debarq, where we will have a briefing from our local mountain guide explaining the various trekking options we will have during our excursion, before heading into the National Park.

Estimated Drive Time - 3-5 hours (please note that all drive times given here are the approximate number of hours that the truck will be in motion only, and does not include any time taken for coffee or lunch stops, border crossings, photo stops, activities en route, comfort breaks, shopping stops, toilet stops, etc. The times given are approximate estimates only and whilst given with the best of intentions, the drive times are heavily dependent on traffic, road conditions, weather, police roadblocks, and many other factors - flexibility is essential on any overland trip!).

The area is home to some of Africa's most jaw-dropping mountain scenery and is a great opportunity to enjoy some incredibly beautiful treks and breathtaking views!

The area is also home many indigenous animals, and during our time here we hope to spot Lammargeyer vultures, geladas, Walia ibex, and (if we are very lucky) klipspringers and Ethiopian wolves.

We will spend 3 nights in the incredible Simien Mountains National



Park. On each day we aim to provide an option for a long trek (of 5-8 hours), a short trek (2-5 hours) or no trekking.

On our first day, we aim to wild camp at the area of Sankaber. On our second and third days, we aim to wild camp at the area of Chenek (underneath Ras Bwahit, the second-highest mountain in the Simiens, which we hope to get the opportunity to summit).

*Please note that we must keep a flexible itinerary in the Simien Mountains, as our options will largely be determined by the weather.*

*Please also note that the camping areas in the national park are very basic, and are essentially wild camps with long drop toilets. Please also note that the food and provisions available in Debark and the National Park are very limited, and it is also likely to be very cold at night (often dropping below freezing), so please be prepared! You will need to bring a suitable sleeping bag and mat with you from home to ensure you are ready for this environment.*

### **About Simien Mountains National Park:**

The Simien Mountains are known throughout the world for their dramatic and spectacular scenery - jagged mountain peaks flank deep valleys and high altitude plains where only grasses, junipers and giant lobelias grow. The Simiens are one of the major mountain regions of Africa, home to the mountain Ras Dejen, which at 4,543m is the highest mountain in Ethiopia.

The National Park was created initially as a protection area for the Walia ibex, a very agile wild goat that inhabits the area. Other wildlife that are commonly seen in the area are geladas (a baboon-type primate with long hair), klipspringers, Ethiopian wolves, and Lammageyer vultures!

Perhaps the best highlight of the National Park is the phenomenal mountain scenery, best seen by trekking through the wonderful landscape - standing on top of a sharp precipice and gazing out over the magnificent landscape here will take your breath away, so it's definitely worth taking a bit of time to explore.

## **Day 6: Simien Mountains National Park, Debark** ( Thu 23 Apr )

Today is our final day in the Simien Mountains National Park, and we make our way back to Debark for the night.

In Debark we will stay in a basic local hotel.

### **About Debark:**

Debark is a tiny settlement that was built in the 1840s along the busy Gondar-Massawa trading route. There is not much of interest in the town, but it is the gateway to the magnificent Simien Mountains National Park and a decent place to stock up on supplies before visiting the park,

## **Day 7: Axum ( Fri 24 Apr )**





Leaving Debarq behind us, we continue our journey with a full day of driving through the foothills of the Simien Mountains to reach the ancient town of Axum in the far north of Ethiopia. The roads here are very tough, but we are rewarded with more truly breathtaking scenery!

In Axum we will stay in a basic hotel.

Estimated Drive Time - 8 hours (please note that all drive times given here are approximate estimates only and are given with the best intentions - however please be aware that the drive times are heavily dependent on traffic, road conditions, weather, police roadblocks, and many other factors - flexibility is essential on any overland trip!).

### About Axum:

Axum is the site of Ethiopia's oldest city, and was once the centre of the mighty Axumite Empire. This empire flourished in the area between the 1st and 8th Centuries CE, and by the 5th Century controlled much of present-day Ethiopia, Eritrea, Somalia, Yemen and Saudi Arabia!

The town retains some impressive obelisks from the Axumite era carved from single blocks of granite - the tallest still standing is 23 metres high and was probably transported by elephants from a nearby quarry. The scale of the monuments in this stela field are testament to the enormous importance that the ancient kingdom of Axum once enjoyed. Close to the town are the extensive ruins of a palace that is said to have belonged to the biblical figure of the Queen of Sheba, who was said to have travelled to Jerusalem to test the wisdom of King Solomon.

Also in the town are a complex of several ancient churches - the most famous of these is a small unimposing building known as the Church of St. Mary of Zion, which is rumoured by devout Coptic Christians to house the original Ark of the Covenant (the legendary box that contained the original Ten Commandments), although apparently only one appointed guardian is ever allowed to see it!

### Day 8: Axum ( Sat 25 Apr )

Today we will have an included half day guided tour of the incredible historical sites of Axum, the capital of the once-mighty Axumite Empire - included in this tour will be seeing the Stelae Field, the Tomb of King Kaleb, and the Palace of the Queen of Sheba.

We will have a free afternoon to have the time to optionally visit other places such as the Church of St. Mary of Zion, the supposed resting place of the Ark of the Covenant.

### Day 9: Mekele ( Sun 26 Apr )

Today we will continue through the breathtaking mountain scenery of the Adwa mountains and visit one of the famous rock-hewn churches of Tigray (either the Abraha Atsbeha or Wukro Chirkos church) near to Mekele.

In Mekele we will stay in a decent local hotel.



Estimated Drive Time - 7-9 hours.

#### **About Mekele:**

Mekele is the cultural, economic and political hub of the northern region of Tigray. Historians date the town of Mekele back to the 13th Century CE, and it is famous for its rock-hewn churches in the surrounding desert landscapes - these churches are stunning and remote, some of them dating all the way back to the 4th and 5th Centuries. We will aim to visit at least one of these atmospheric old Coptic churches on our journey through the province of Tigray.

### **Day 10: Danakil Depression ( Mon 27 Apr )**

After breakfast meet your 4 x 4 vehicles and drive to Hamed Ella. On the way you will pass through the beautiful Tigre Villages and the escarpment of the Afar depression, this is commonly known as the cradle of mankind and is part of the Great East African Rift Valley. Along the way you will see camel caravans going to the traditional salt mine or to the North Eastern highlands of the country, loaded with salt bars in the old traditional way. We will also stop at Brehalle where we will get our permits and scouts for the trip into the Danakil Depression.

In Dallol you will visit the beautiful land covered by salt, sulfur and different minerals that gives the area a spectacular colour. We will then continue on to Lake Asale to witness the beautiful salt flats.

We will stay in a local homestay during this excursion. The final day we will then make our way back to Mekele visiting villages along the way.

This is an extremely intense environment and a very adventurous two days, certainly a once in a lifetime experience. However, if you feel like your personal fitness can not withstand this pressure then there is a chance this may not be the trip for you.

#### **About Danakil Depression:**

The Danakil Depression is located in the Afar Region of north-east Ethiopia, near the border with Eritrea. It is a geological depression caused by the Afar Triple Junction: a place where three tectonic plates join, most famous for being one of the hottest places on earth as well as one of the lowest places on the planet ( approximately 100 metres below sea level ).

Temperatures frequently soar above 50 degrees celcius

### **Day 11: Mekele ( Tue 28 Apr )**

Today we will finish our time in the beautiful Danakil Depression. We will make our way back to Mekele to stay in a basic hotel overnight.

### **Day 12 to 14: Lalibela ( Wed 29 Apr to Fri 01 May )**

Today we will have a full day drive to the town of Lalibela.

Estimated Drive Time - 9 - 10 hours.

On our first day in Lalibela, we will have an included full-day guided tour of its world-famous 13th-century rock churches. Our guide will be able to explain the fascinating history of Lalibela and its churches, and there will be plenty of time to explore, absorb the haunting atmosphere inside the churches, and take plenty of photographs of the incredible architecture and the religious rituals within.

On our second day, we will have a free day for further exploration or optional activities. We will have opportunity to hike up the nearby mountains to the Asheten Monastery, visit the Yemrehana Kristos cave church outside the town, or freely explore the Lalibela churches again at your own pace.

### **About Lalibela:**

Hidden in the hills of northern Ethiopia is the small town of Lalibela. This medieval village has grown up around 13 monolithic churches hewn from rock in the 12th Century CE.

The layout and names of the major buildings in Lalibela are widely accepted to be a symbolic representation of Jerusalem, which has led some experts to date the churches to the years following the capture of Jerusalem in 1187 by Muslim leader Saladin. The rock-hewn churches are an awe-inspiring feat of engineering, and each is uniquely-designed and beautifully carved - the legend goes that King Lalibela completed all the work in 12 days with the help of a band of angels, but in reality the project took many years and thousands of labourers to complete.

The village is small, the churches largely visited by devout Ethiopian pilgrims rather than masses of foreign tourists, and therefore retains its original Ethiopian charm and incredible atmosphere. The monastery of Asheten Mariam is hidden in the rugged hills behind the village, and there is a wonderful trek up the cliffs to reach it and take in the incredible views at the top. Near to Lalibela is the ancient church of Yemrehana Kristos, uniquely located in a cave - this can be visited during our free time in Lalibela.

## **Day 15: Awra Amba ( Sat 02 May )**

Today we visit the unique village of Awra Amba. This village values every member equally and everyone is encouraged to participate in all affairs of the community. This a stark difference to the traditional ideas of the other settlements in the area. We will stay within the village itself and take a tour around the community with a village elder. There is a chance we will be able to meet the enigmatic founder, Zumra Nuru, if we are lucky!

### **About Awra Amba:**

Awra Amba is a small community made up of less than 500 people. It was founded with a vision of becoming a place where equality was the norm and social values are at the centre of life. This vision has succeeded and it now successfully supports a number of families through weaving and farming industries.



## **Day 16 to 18: Bahir Dar ( Sun 03 May to Tue 05 May )**

Today we will drive to Bahir Dar, a small town on Lake Tana, the source of the mighty Blue Nile.

Estimated Drive Time - 8-9 hours.

On our first day in Bahir Dar, we will have an included boat trip on Lake Tana to visit the famous old monastery of Gabriel Ure Kideth and to visit the spot where the lake outflows into the start of the Blue Nile.

On our second full day, we will head off in the truck to visit the Blue Nile Falls and take a short walk around the area to the historic Portuguese Bridge. We will have some free time in the afternoon to visit some other spots around Bahir Dar such as the 'Hippo bridge' and the Tigray war memorial.

In Bahir Dar we will stay in decent local hotel.

### **About Bahir Dar:**

Bahir Dar is a small city located on the banks of Lake Tana, a beautiful lake that is famous as the source of the Blue Nile.

A few kilometres down the river from Bahir Dar are the spectacular Blue Nile Falls - locally known as Tissisat Falls (literally translating as 'water that smokes'), these waterfalls are located in a stunning area which is excellent to trek around.

On the lake itself are a number of monasteries on islands and peninsulas, and we take the opportunity to visit at least one on a boat trip on the lake. These churches feature the traditional murals and decorations of the Ethiopian Coptic Church - as Christianity in Ethiopia was isolated after the emergence of Islam in the 7th Century, the religion here took a distinct style and the decorations of the monasteries of Lake Tana reflect that perfectly.

## **Day 19: Debre Markos ( Wed 06 May )**

Today we will continue our journey south towards Addis Ababa. We will break the journey with a nightstop in a basic local hotel in the small town of Debre Markos en route.

Estimated Drive Time - 4-6 hours.

## **Day 20: Addis Ababa ( Thu 07 May )**

Today we will complete our journey to the bustling Ethiopian capital of Addis Ababa. En route we will drive to the bottom of the dramatic Blue Nile Gorge and up the other side!

In Addis Ababa we will stay in a comfortable hotel with good facilities.

Estimated Drive Time - 7-9 hours.

### **About Addis Ababa:**

Referred to more commonly as simply "Addis", the Ethiopian capital of Addis Ababa lies amongst wooded hills at an altitude of about 2,300 metres, giving it a pleasant climate.

Addis has many sights to offer visitors - get a fascinating glimpse into Ethiopia's many tribal groups at the Ethnological Museum, see the stunning fossil collection at the National Museum, and don't miss the chaotic bustle of the Mercato, one of Africa's largest open-air markets. All manner of arts and crafts can be found in the souvenir shops on Churchill Avenue, and there is often some excellent live music to be found in the centre of the city!

## Day 21: Addis Ababa ( Fri 08 May )

**Border Information:** If finishing in Addis Ababa, you will most likely exit Ethiopia at Addis Ababa Bole International Airport (IATA code: ADD).

Today is the end day for passengers finishing their trip in Addis Ababa. Please note there is no accommodation included on the trip tonight - please contact the Sales Team if you are interested in booking extra nights of accommodation in order to fully explore and take part in some of the optional activities listed below.

### IMPORTANT NOTES

The routes, activities and places visited described in these trip notes are intentions and are meant as a rough guide only.

These trip notes have been compiled to help you prepare for your journey once you have booked. They include the full itinerary and dates, and information about kit lists, meeting hotels, insurance, vaccinations, visas, and other information that will help you get ready for your trip.

We update these notes regularly, so please ensure you have an up-to-date version of these trip notes.

We intend to follow the planned route but exact night stops and inclusions cannot be guaranteed. It sometimes happens that we decide to make a change to our planned itinerary. This may be for a variety of reasons - climatic, road or bureaucratic conditions may demand it. By their very nature, overland itineraries need to be flexible and the regions that we are travelling through are often unpredictable. We run adventure journeys in off the beaten track areas, which often have poor infrastructure. You should expect that some of these areas do not adhere to 'Western' safety standards.

### ALTITUDE WARNING

#### **Warning - this trip goes above 2800m.**

Please note that this trip spends time above 2800 metres/9200 feet where it is possible for travellers to experience some adverse effects on your health due to the altitude, potentially including Acute Mountain Sickness (AMS), High Altitude Cerebral Edema (HACE) and High Altitude Pulmonary Edema (HAPE).

Because of this it is very important that you make yourself aware of the cause and effects of travelling at altitude and monitor your health during this trip.

[For further information please click here to download our AMS information sheet](#) or refer to the following website: [www.high-altitude-medicine.com](http://www.high-altitude-medicine.com)

Your leader will also hand you a copy of the AMS information sheet during your trip as well as holding a short meeting prior to travelling to altitudes above 2800m/9200ft for the first time.

If you are starting your trip in a destination above 2800m/9200ft we strongly advise reading this information prior to arrival.

**Some Travel Insurance companies will stipulate a maximum altitude limit. Please ensure that you are covered and if necessary pay the additional premium of extended cover.**

## PHYSICAL PREPARATION

### PHYSICAL PREPARATION FOR THE NILE ROUTE

Travelling on the Nile Route can be demanding - long, rough travel days, dusty conditions and basic accommodation all provide a challenge. It can be very hot in places during the day (especially in Sudan and Egypt) but also can be surprisingly cold at night so please make sure you are prepared! In Ethiopia it is often colder and has more rain than many people expect, and there are sections of high altitude, such as the Simien Mountains. You'll travel through some remote regions, and accommodation tends to be very basic in the entire region, including some wild camps with no facilities at all.

You will need to be fit enough to help every day with the camp chores (cooking, washing up, general camp set up) as well as putting up and taking down your own tent. There are some long driving days and some early morning starts.

The step up into the overland vehicle, while not overly high can become tiring and you need to judge yourself to be physically fit enough to haul yourself up and down the step at least 8-10 times a day. There are some long days driving on rough roads on all itineraries.

We will be travelling to areas in remote locations where medical assistance will not be available. If you have a medical condition such as a heart condition that would put you at risk, we would suggest that this is not the trip for you. Also, please be aware that should an emergency occur, there is likely to be a considerable delay in accessing medical care, and by joining our trip you accept this risk.

## VISA INFORMATION

Many countries that we visit on our travels will require visas to enter. Some are best obtained before you leave home, and others can be obtained en-route. Whilst the ultimate responsibility for obtaining visas is yours, we will endeavour to assist you wherever possible.

The visa requirements for your trip vary depending on where you are from and where you are going. The information provided is given in good faith and we do try to keep the visa information as up to date as possible. Please read the information very carefully to make sure everything is clear and you aware of what you need to do. Please also be aware that rules surrounding visas do change, often suddenly, and without prior warning. This is why it is important that you also double-check the information we provide for yourself.

For visas that are needed in advance, you may wish to submit the applications directly to the relevant embassy or consulate. If you require any supporting documentation for your visa applications, Dragoman will obtain this on your behalf as part of your trip price - we will contact you to request additional information in order to make this application for you.

However, for trips that involve multiple visas, you may find it beneficial to use a specialist visa agency to assist you with your applications. While this does sometimes increase the cost, it usually makes the process much easier for you.

As you will often need to submit your passport together with your applications, we recommend that you avoid making any travel plans in the weeks leading up to your departure.

Most countries require that your passport is valid for at least 6 months after travel.



For trips that are not yet guaranteed, you may find yourself in the position whereby you will need to start the visa application process prior to your trip being guaranteed - in this situation we still advise you **not** to purchase flights until your trip is guaranteed. However, you **can** start your visa application process, ensuring that when applying for your visas or letters of invitation that you allow several days before and after your entry into the country to allow for delays, availability of flights, etc.

## ETHIOPIA

Citizens of the UK, Ireland, Australia, New Zealand, USA, Canada and all EU countries **will** need a visa to enter Ethiopia as a tourist for up to 90 days.

If arriving into Ethiopia at Addis Ababa Bole International Airport, most nationalities can obtain a visa **on arrival at the airport**. If you are starting your trip in Gondar, you will be able to obtain your visa in Addis Ababa airport and stamp into Ethiopia before changing planes to fly to Gondar. At the time of writing (2015), the cost of a 30-day visa is USD50, and a 90-day visa is USD75. You will need two passport photos for the application. Please note that citizens of many Eastern European countries cannot obtain the visa on arrival, and will need to get it in advance as detailed below.

There is also an option to obtain an e-visa. This visa is valid for 30 days from the date you enter the country. It can only be used to enter at Addis Ababa and is single entry. This option currently costs 52USD (2018). Be warned that there are currently some fake e-visa websites online that will try to charge an inflated price, the correct one to use is [www.evisa.gov.et](http://www.evisa.gov.et).

**Please note that visas are not available on arrival at any land borders - if arriving at a land border (e.g. from Sudan or Kenya), then you must obtain your visa in advance. This must generally be done at the Ethiopian Embassy in your country of residence only (or the closest place which has an embassy).** The Ethiopian Embassies in Cairo and Nairobi no longer issue visas to non-Egyptian or non-Kenyan residents respectively, so you will not be able to obtain one in either of these places. Please see this website to find your closest embassy or consulate - <http://embassy.goabroad.com/embassies-of/ethiopia> .

Please also be aware that the visa is valid from the date of issue and not the date of entry into Ethiopia, and it is no longer possible to post-date the visas, so please give careful consideration to the timing of your application and to which length of visa will be suitable for your stay.

If you are asked to provide an address in Ethiopia on your visa form, please use the address below:

*Sarem International Hotel  
Belay Zeleke Street  
Addis Ababa  
Tel: +251 11 126 2088*

**Important note:** *Those on longer Northbound combinations from Cape Town or Victoria Falls (specifically trip codes AGV, EEV, AAO, AGO, and EEW) will be unable to apply for an Ethiopia visa before travel, as it will expire before you are able to use it.*

*We have previously advised people to apply for the visa before travelling and ask them to post-date the visa so that it becomes valid when you are due to arrive in Ethiopia. Unfortunately Ethiopian Immigration Officers have now stopped doing this and are making their visas valid as soon as they are issued; they remain valid up to a maximum of 90 days during which time you will have had to have entered and exited Ethiopia.*

*As such, there are now only 2 options for getting this visa successfully in order to continue the combination trip. Both options have been successfully used in the past by those unable to get their visa post-dated.*

*Option 1 - obtain a 2<sup>nd</sup> concurrent passport before travel, send your visa application using this new passport to a specialist visa agency who can keep hold of it and apply for the visa on your behalf later on while you are already in Southern Africa (travelling using your 1<sup>st</sup> passport). Then they will be able*

to arrange to have it sent out to you in Nairobi (via DHL, FedEx, etc.) for you to pick up. You will likely need a letter from your employer and from Dragoman to apply for a 2<sup>nd</sup> passport, but please contact Dragoman for further advice on this if you prefer this option.

Option 2 – continue on the trip as far as Samburu National Park, then temporarily leave the trip – as the truck heads North to Marsabit, you can travel South back to Nairobi on local transport (which our local Samburu guides can help arrange). From Nairobi you can take a flight to Addis Ababa (where you can obtain your Ethiopia visa on arrival) and then on to Arba Minch (airport code AMH). From here you can take a short drive in a local taxi or bus to the town of Konso (this transport can be very easily arranged on arrival) – here you will meet the truck again and re-join the trip. The only section you will miss by taking this option is the drive from Archer’s Post – Marsabit – Moyale – Konso, a section without any real ‘highlights’. Please contact Dragoman if you would like to take this option and would like assistance booking the flights, or if you would like to discuss these options in more depth.

Please note that you **cannot** obtain your visa here while waiting for a connecting flight, and then later try to use this visa to enter at a land border (for example – obtain the visa at Addis Ababa airport while waiting for a connecting flight to Nairobi, then later try to cross overland from Kenya to Ethiopia). This is not accepted – they will check the Place of Issue of the visa and refuse you entry into Ethiopia if you have obtained your visa this way.

A valid yellow fever vaccination certificate is required from travellers coming from [areas with risk of yellow fever transmission](#) (including transiting through an airport in an area of risk).

## PERSONAL SPENDING

### PERSONAL SPENDING – AFRICA

Based on the range that previous travellers have spent on our trips in all of Africa, we recommend you allow between USD10 and USD20 per day.

This will cover individual expenses such as drinks, meals whilst out (when staying in cities), souvenirs, tips and personal permits.

### NILE ROUTE CURRENCIES AND CASH

It is not really worth trying to buy local currencies before you travel. Do also bear in mind that many countries have strict regulations about the amount of their own local currency you are allowed to import – if you are found with amounts in excess of the allowed amounts, it may well be confiscated!

Cash machines are usually available in Egypt, but are infrequent in Ethiopia and northern Kenya, and do not exist in Sudan (at least not any that will work with non Sudanese cards). It is therefore very important that you have a good supply of USD cash, just bringing cards such as Travelex, VISA or Mastercard to top up your cash on the occasions when you find ATMs.

You should take a mixture of denomination notes. Banks and moneychangers in most countries will now only accept bills with a metallic strip running top to bottom of the bill and which are **no more than 8 years old**. You should not take worn or damaged notes, or any that have been written on. Please bring the majority of the money you intend to change in large denominations (USD/EUR100 and 50 bills) as the exchange rate is often significantly worse if you try to change smaller bills; however, it is also a good idea to have some smaller bills as well, as in more remote areas it can be hard to change amounts over USD50.

## WHAT ELSE YOU NEED TO KNOW

### Overland Lifestyle and Trip Suitability

Dragoman was founded in 1981, and has had many years of experience of leading overland trips across 4 continents. Overlanding is all about sharing a great travelling experience with like-minded people. On

your trip you'll travel in one of Dragoman's purpose-built iconic expedition vehicles on an off the beaten track adventure along rugged roads, experiencing the sights, sounds and smells of the world up-close. Your journey will be overland, sometimes across vast distances, so some long days spent driving are inevitable - but these will be interspersed with breaks of a day or two at a destination or activity. On an overland journey, you are more than just a passenger and everyone gets involved setting up camp - we supply the tent but it's up to you to pitch it! As part of your trip, you will be assigned a truck job which could be collecting firewood or water, luggage loading, organising food, stores, etc.

Like all great adventures, the more you put in the more you'll get out!

We are looking forward to welcoming you on one of our overland journeys, but before we do there are a few things we would like to draw to your attention.

[Back to top ^](#)

## Who Travels with Dragoman?

Our groups are made up of people from around the world, and are always an interesting mix of nationalities and ages. On average there is a pretty even split between males to females, and between solo travellers, couples and small groups of friends. We believe that overlanding should be open to as many people as possible, and so although we have a minimum age limit of 18 (or 7 on our Family Trips), as long as you are fit, healthy and passionate about travel, we are happy to take you, whatever your age is. One of the wonderful aspects of group travel is the camaraderie and friendships that are formed along the way, and the variety of people that you will meet.

[Back to top ^](#)

## Group Size

The maximum group size we take on our overland journeys ranges from 19 to 22 depending on the geographical location; however the average number of passengers is more likely to be around 16.

Please note that there is an overlap of 2 trips in Cuzco and during the Inca Treks. This means a group starting a trip in Cuzco will embark on the Inca Trail at the same time as a group finishing in or travelling through Cuzco. In practical terms this means there could be more than 22 group members in Cuzco and on the Inca Trail at the same time.

Please note that there is also an overlap of 2 trips in Zanzibar. This means a group starting a trip in Nairobi, for example, will visit Zanzibar at the same time as a group starting their trip there. In practical terms this means there could be more than 22 group members in Zanzibar at the same time.

Please also note that on some departures there may be more than one truck doing the same route. This means that you will be in the same hotel or campsite as another Dragoman group on some days. To ensure that you are not always at the same place at the same time as another group, your itinerary will most likely be slightly altered from the itinerary advertised in these trip notes.

## Our Crew and Guides

Our crew are passionate about travel and are always up for adventure. It takes someone special to become a Dragoman leader. Our crew undergo the most intensive training program of all the overland companies, spending 8 weeks learning the ropes at our base in Suffolk, UK, and then up to 6 months on the road as a trainee. Our crew are trained to manage and operate the trip safely and efficiently and their duties include: planning the trip according to the itinerary, driving and maintaining the truck, securing services of local guides, general logistics, health and safety, liaising with bureaucracy, dealing with issues where needed and offering advice and support to our customers. In addition they have a basic knowledge of the places visited and will be able to offer suggestions of things to do and see. Dragoman endeavours to provide the services of experienced crew, however, due to the seasonality of travel, situations may arise where your tour leader is new to a particular region or training other crew, new to the area.

On all Dragoman overlanding trips, we usually have 2 western crew but please be aware that there may be times when one crew member has to leave the trip due to unforeseen circumstances such as visa issues, illness of a group member, etc. On some of our trips we have 1 western crew and 1 local driver



instead of 2 western crew. On trips south of Nairobi in East and Southern Africa we will also have an African camp master/cook who is in charge of running the camp and organising all of the meals. Their knowledge of the local produce makes shopping at the markets great fun and you will learn how to prepare and cook some unusual dishes.

On the majority of our trips in Ethiopia, Sudan, Central Asia, China and South East Asia, in addition to our crew we will have a local guide on board who will travel with us for the entire duration of our time within one country. In these cases, the local guide becomes a third crew member and is able to offer their local knowledge as well as an insight into their country and the lives of the local people.

In most other areas of Africa, the Americas, India and Turkey, in addition to our crew we will employ local guides in specific locations of interest (for just a few hours up to a few days).

Your crew have a duty of care to all members of the group and therefore they have the authority to ask you to leave the trip if you require serious medical assistance, you are behaving in an anti-social manner or refuse to comply with local laws and customs. In all matters relating to the trip, the leader's decision will be final and we appreciate your respect of this.

## Accommodation on Tour

Dragoman's overland trips are designed for shared accommodation, whether camping or staying in hotels or hostels, and therefore do not involve a single supplement. Whilst our crew will do their best to accommodate couples travelling together in twin rooms, all our travellers should expect to stay in multi-share accommodation when staying in hostels, gers or yurts.

The type, variety and standard of accommodation will vary greatly depending on what options are available at the time; hotels can vary from very basic rooms without electricity or running water to high standard hotels with good facilities! Generally in hotels most rooms will be single sex, twin-share, but in South America many rooms are triple/quad-share. Hostels, gers and yurts are nearly always multi-share and may be mixed sex.

The campsites will range from rather basic to those with excellent facilities, including swimming pools, restaurants and bars. In some cases it may also be possible to upgrade locally to bungalows, lodges or even tree-houses. One of the highlights of overlanding is that in more remote areas we will camp away from the tourist crowds. Occasionally on some of our trips we are able to stay in villages or local homestays allowing us to get close to the indigenous population and ensuring that our money stays within the local community.

[Back to top ^](#)

## The Kitty

In addition to the trip price on our overlanding trips, you will also be required to pay a kitty specified for your trip (please note that there is no kitty on our Family Trips). The kitty is payable in installments at the start of each section of the trip for combination trips, and in full at the start of the trip for individual trips. Each customer joining a trip pays their kitty into a central fund. The fund is managed by the Dragoman crew and the kitty accounts can be viewed by all throughout the trip.

The kitty covers all things that the whole group does, such as:

- Hotel accommodation and campsite fees
- Meals whilst camping (not whilst staying in hotels)
- Activities listed as included (e.g. National Park or historical site entrances, excursions, etc.)

The kitty system is unique to overlanding and allows us to have flexibility and transparency on our trips. You can see exactly how your money is being spent and ensure that you are getting the best value by buying locally. It also helps to keep the costs competitive and save on administration costs so that we can pass the saving on to you. Dragoman makes NO PROFIT on kitties, as they are the group's fund. If there is money left in the kitty at the end of your trip, then this is divided between the group and you receive a refund.

Once you book your trip it is very important that you check our website on a regular basis and just before departure for any changes to the kitty amount. We constantly update the kitty prices on our website and the kitty advertised in the brochure is an estimate at the time of printing. Prices can go up or down with no notice, and exchange rate fluctuations will affect costs.

The kitty is payable in full at the start of your trip (in instalments at the start of each individual trip on combination trips). Alternatively you can pay in advance via a bank transfer 3-4 weeks before the start of your trip - please see [https://www.dragoman.com/files/Dragoman\\_Kitty\\_Document.pdf](https://www.dragoman.com/files/Dragoman_Kitty_Document.pdf) for more details - this information sheet will also be sent in your booking confirmation upon booking a trip and can be found on [www.dragoman.com/overlanding/planning-your-trip/money](http://www.dragoman.com/overlanding/planning-your-trip/money). Please also note that prepayment is not available for our trips to West Africa, Iran, Tajikistan, Pakistan, Alaska and any trip in Africa north of Nairobi.

If you are bringing the kitty out in cash, please ensure your USD notes (EUR notes if your trip goes through West Africa) are clean and undamaged and **no more than 8 years old**. If needed, your tour leader will be able to accept some of the kitty in local currency, and they will let you know the exchange rate locally. In most destinations you can withdraw local currencies from ATM machines, using either a cash passport or a credit/debit card. However, please bear in mind that most cards have a maximum withdrawal amount per day, local ATMs may run out of cash, and your bank could block the card despite you warning them of your travel plans, so it could be impractical to try to get the entire kitty out from an ATM.

We cannot accept traveller's cheques on our trips.

[Back to top ^](#)

## Meals and Group Participation

On an overland journey you are more than just an individual passenger - you're part of the team. You are expected to pitch in to set up camp, shop for food, cook and generally help out. As part of your trip you will be assigned a truck job which could be collecting water and firewood, sweeping out the truck, loading the back locker, etc. While camping on overland journeys, the meals are included in the kitty. This means that you will have to work together to cook for everyone in your group. You will be divided into smaller units of 3-4 people and take it in turns to cook for the whole group according to a rota system. When it is your group's turn to cook you will have to plan the meal, shop for the ingredients in local markets or supermarkets and then prepare the meal for the whole group. The secret to cooking for 20+ people using a basic camping kitchen is to keep it simple! (On trips south of Nairobi we have a cook on board the truck; however you will still be required to help them to prepare meals).

An example of a typical camp breakfast might be toast with spreads, fruit and cereal as well as tea and coffee. When time allows it will also be possible to serve something hot such as eggs or pancakes. Lunch is almost always a sandwich heaped high with healthy salad and assorted fillings, with fruit to follow. Dinner might be a BBQ, risotto or pasta dish and there is always the chance to try some local cooking. Generally our passengers find the more they put into a trip, the more they benefit from it.

[Back to top ^](#)

## Dietary Requirements

If you have any dietary requirements please tell us at the time of booking and tell your crew at your welcome meeting. Our crew will try to cater for any particular dietary requirement or food intolerance whenever possible. However, it must be remembered that it may not always be possible and the variety of dishes may be severely limited in comparison to those available to others. If there is anything in particular you require in your diet, that you would miss from home, or because of an allergy would miss out on, it would be best to bring this with you. Depending on your particular requirements, you may need to allow yourself some extra spending money to allow you to purchase extra food items.

[Back to top ^](#)

## Itineraries

Our itineraries are developed and published with the best of intentions, however travel in more remote areas of the world is unpredictable - borders can close, there can be extreme adverse weather, strikes or

maybe mechanical issues that affect the running of your trip, but equally due to the nature of our trips we can often spontaneously include a local festival or event into the itinerary. This being said, the safety of our passengers, leaders and operators is a priority for us. With this in mind we monitor world events very closely. By the very nature of the adventure travel that we take, there are risks and hazards that are inherent in our itineraries. We make operational decisions based on informed advice from a number of sources, including the British Foreign and Commonwealth Office travel advice, reports from other travel companies and local suppliers, leaders' reports from off the road and local contacts we have built up over many years of experience.

[Back to top ^](#)

## British Foreign Office Travel Advice and Warnings

Dragoman follows the British Foreign Office Travel advice when deciding where and where we are unable to travel. We will base our decisions on itineraries and alterations to published routes based on their advice rather than the advice of other governments. We will advise you of any significant changes in advice before travel or whilst you are overseas.

However, we recommend you check the latest travel advisories from your own government for the country you are travelling to before you book and prior to departure. If there are any travel warnings present for the region you will travel to, as well as considering whether you are happy to travel despite the warning you must also check to ensure that it is not invalidating your travel insurance. Here are a few useful addresses:

UK - [www.gov.uk/foreign-travel-advice](http://www.gov.uk/foreign-travel-advice)

Australia - <http://www.smartraveller.gov.au/>

New Zealand - <http://www.safetravel.govt.nz/>

United States - <https://travel.state.gov/content/passports/en/country.html>

Canada - [http://www.voyage.gc.ca/countries\\_pays/menu-eng.asp](http://www.voyage.gc.ca/countries_pays/menu-eng.asp)

We also recommend that you check out the UK Travel Aware website before you travel at <https://travelaware.campaign.gov.uk/>. This website offers straightforward travel advice, top tips, and up-to-date country information to help you plan a safe trip.

[Back to top ^](#)

## Health

You need to be in good physical health in order to participate fully in our trips. When selecting your trip please make sure you have read through the itinerary carefully and assessed your ability to cope with our style of travel. To help you assess if this trip is suitable, please refer to the physical rating. The ratings for each trip are a good indication of how challenging they are and in some cases you should be prepared for some long driving days and possibly limited facilities. We are always happy to give extra advice if you have additional concerns. Please note that if, in the opinion of our leader, you are unable to complete the itinerary without undue risk to yourself and/or the rest of the group, Dragoman reserves the right to exclude you from all or part of the trip without a refund.

You should consult your doctor for up-to-date medical travel information prior to travel, particularly if you have a pre-existing medical condition. You must also declare any pre-existing medical conditions to your travel insurers upon purchase and provide evidence to us prior to departure that your pre-existing medical condition has been declared to your insurers. Failure to do so will mean that you are unable to join the trip.

## Extreme Environments

There may be periods of time within your trip when you meet extreme conditions, such as extreme heat, extreme wind, extreme cold, extreme humidity, extreme altitude, extreme crowds etc. Whilst our crew will let you know at the time when you are likely to meet these conditions, please ensure that you have



read through the trip notes carefully and researched the local weather conditions at the time and that you feel that you are fit enough to cope with these conditions. If you have any doubts at all, please contact us to discuss your concerns prior to booking, and when on trip, if you find that the local conditions are causing you concern at any time, please be sure to let your trip leader know so that appropriate precautions can be discussed.

[Back to top ^](#)

### **Altitude**

Some pre-existing medical conditions are known to severely worsen at high altitude and be difficult to adequately treat on the ground, leading to more serious consequences. It is imperative that you discuss your pre-existing medical condition/s with your doctor. We understand certain medications are reported to aid acclimatising to high altitude; please discuss these options with your doctor. For trips that travel to areas of high altitude, the tour leader will issue you with a self-assessment altitude questionnaire which allows you to monitor how you are coping with the altitude and informs you of danger signals so that you can report these as soon as possible, either to the tour leader or a medical professional.

[Back to top ^](#)

### **Yellow Fever**

A valid international certificate of vaccination against Yellow Fever is required in many countries. You may need to present this on arrival at the airport or border crossing. Some countries will refuse entry if you are unable to present your certificate. It's also quite common for your home country to request a Yellow Fever certificate on your arrival back home.

It is your responsibility to check with your doctor well in advance of leaving home about the Yellow Fever requirements for the countries you'll be visiting.

### **Malaria & other mosquito-borne diseases**

There is a risk of contracting malaria in some areas which we travel through. If your trip goes to areas with malaria it is always best to get expert advice before travelling about the types of malaria pills available, whether they are recommended, and take any that are prescribed as instructed. Consult your GP or travel clinic for the most up-to-date requirements.

Other mosquito-borne diseases such as yellow fever, dengue fever, chikungunya and Zika are continuing to spread and are becoming a bigger problem around the world. Mosquito bite prevention is vital to avoid contracting any of these diseases, as there are no vaccines or specific treatments available. Health professionals have issued warnings for pregnant women travelling to areas affected by the Zika virus. For more information about Zika please visit:

- WHO: [www.who.int/en/news-room/fact-sheets/detail/zika-virus](http://www.who.int/en/news-room/fact-sheets/detail/zika-virus)
- Center for Disease Control and Prevention: [www.cdc.gov/zika](http://www.cdc.gov/zika)

The Anopheles mosquitoes that transmit malaria usually bite between the hours of dusk and dawn, whereas the Aedes mosquitoes that transmit yellow fever, dengue fever, chikungunya and Zika bite both during the day and the night. To prevent being bitten, it is recommended to cover up by wearing long-legged and long-sleeved clothing, preferably light-coloured and buttoned at the wrists. Do not sleep without closing your windows, tent door, etc. and use a mosquito net in hotels or if sleeping outside where there are mosquitoes present. Use mosquito repellent applied directly to your skin or soaked into your clothing. Treating clothes and mosquito nets with a Permethrin solution also provides significant protection. It should be available at most travel stores. Mosquito coils are useful on still nights and in hotel rooms, but cannot be used inside the tents. For more advice on how to avoid bites please see:

[www.travelhealthpro.org.uk/factsheet/38/insect-and-tick-bite-avoidance](http://www.travelhealthpro.org.uk/factsheet/38/insect-and-tick-bite-avoidance)

[Back to top ^](#)

### **Vaccinations**

Recommended vaccinations and other health protections vary according to different regions and recent bulletins issued by health authorities. It is essential to get the latest specific health advice on the regions and countries you are planning to travel in, so please check with either your doctor or travel clinic in good time before you travel. The following websites are also a helpful resource:

[www.nathnac.net](http://www.nathnac.net) and [www.fitfortravel.nhs.uk](http://www.fitfortravel.nhs.uk)

In the UK, we have been working with Nomad Travel for many years and their website has comprehensive, up-to-date vaccination and health information. You will receive a 10% discount off all vaccinations given at Nomad Travel clinics.

[Back to top ^](#)

## Safety & Security

At Dragoman your safety is of paramount importance and we will do our best to ensure that your travel with us is safe and trouble-free, but we do ask that you take that little bit of extra care whilst you are away and to understand about the nature of this style of travel.

Of course we want you to have an enjoyable time, but you must also remember that part of the enjoyment of travel is experiencing a different way of life and cultures. This may also mean experiencing different safety and hygiene standards than those you are normally used to.

Therefore, please take note of the following safety tips and follow any local safety advice or briefings delivered by our crew or any third-party suppliers we use during your trip.

[Back to top ^](#)

### Transport Safety

- Our own vehicles have fully-fitted seat belts; make sure you always belt up.
- If you find a safety belt inoperable or missing on one of our vehicles, please inform the crew immediately.
- Unfortunately, we cannot guarantee that other vehicles we may use or recommend in some countries will be fitted with seat belts on every seat as it is not a legal requirement in much of the world.
- Please remain seated on board vehicles at all times when the vehicle is in motion.
- Never place luggage in the aisles or foot wells.
- Ensure you know where your nearest Emergency exit is; this may be a designated emergency exit, a window, a door, or a roof hatch.
- Check the location of the fire extinguisher and first aid kit.
- Follow any safety instructions provided by the crew/driver.
- Our vehicles are fitted with roof seats which can be used in certain conditions, such as when driving at low speeds, off main tarmac roads, etc. The roof hatches can only be opened and the roof seats used with the express permission of the crew and you must never sit in the roof seats without seat belts.

### Road Safety

- Traffic in some countries travels on the opposite side of the road to what you may be used to, so ensure you look both ways before crossing the road.
- In many countries vehicles do not automatically stop at crossings and driving styles may be very unpredictable, so please remain very vigilant when near roads and vehicles.
- Crash helmets are often not provided with mopeds and motorbikes overseas – we do not recommend you hire these vehicles.

[Back to top ^](#)

### Fire & Other Safety - Hostels/Hotels/Homestays

- Ensure you know where your nearest fire exit is and check to ensure that it is operative.
- Check the location of the nearest fire extinguisher.
- Study the fire instructions in your room if available.
- Identify how to raise the alarm if a fire occurs.
- If a fire occurs, leave immediately; do not stop to collect your effects.
- Proceed to an assembly point well away from the building.
- Electrics in hotels in many of the places that we visit will not be up to the same standards as at home. Please ensure that you check rooms, especially bathrooms and are aware of any issues that look unsafe. If in doubt inform the crew who will endeavour to sort the situation out if

possible.

- Staircases and stairwells are often built to a very different design than under western building standards. There may be no guard rails, be excessively steep, have dangerous gaps between the stairs and the wall, etc. At all times be aware and take appropriate and prudent care.
- We often stay in homestays and farmstays. These may range from a traditional yurt through to a tree house or a town house. As these are traditional homes, they may well not adhere to our western standards of safety and so it is important that you make yourself aware of potential risks.
- If in doubt please inform the crew of any safety issues with the hotels/hostels or homestays.

## Fire Safety - Campsites

- Ensure you know where the nearest source of water or fire extinguisher is.
- Know how to raise the alarm.
- Extinguish all camping fires fully before retiring to bed.
- Observe any regulations regarding fires and bushfires in dry conditions.
- Identify how to raise the alarm if a fire occurs.
- If a fire occurs, leave immediately; do not stop to collect your effects.
- Proceed to an assembly point away from the tented accommodation/affected campsite.

## Other Campsite Safety & Security

- Familiarise yourself with the campsite and any known hazards.
- Group the tents around our vehicle wherever possible.
- No open flames, smoking or flammable liquids in or near the tents.
- Ensure the cooking area is well away from the tents.
- Ensure all water for cooking and drinking is purified first.
- Ensure any soil toilets are a minimum of 50m away from the tents and the cooking area.
- All food waste should be burned or buried a minimum of 100m away from the site.
- Ensure local advice is followed concerning any wildlife in the area.
- Keep valuables locked in the vehicle.
- Be aware of any local security issues that might be important.
- Do not set out tents close to perimeter fences which may be a security risk.
- Be aware of the security arrangements and local guards for campsite and if in doubt ask them where and where not to pitch tents.
- If in doubt please inform the crew of any safety issues with campsite.
- When wild camping, ensure that you do not wander away from the camp alone. If you do leave camp, ensure that you have notified the leader or other members of the group.

## Food Safety

- Make sure your food has been thoroughly cooked.
- Hot food should be hot, cold food should be cold.
- Avoid any uncooked food, except fruit and vegetables (notably those you can peel or shell yourself).
- In many countries you should only drink bottled water or purified water and ensure any seal is intact when purchasing bottles.
- On the Dragoman vehicles we have a tank of drinking water that is kept purified by the crew.
- Avoid ice in drinks as this can cause upset stomachs in hot climates.
- Make sure you wash your hands in antibacterial product when preparing and/or eating food.
- Many of the restaurants that you will eat in, either as a group or as individuals, will NOT have the same standards of food hygiene as we have in the western world. Unfortunately this is a reality of life in these regions. Therefore please think carefully about where you eat, what food you order and be aware of the risks.

[Back to top ^](#)

## Personal Safety

One of the real advantages of overland travel is that the vehicle provides a very real level of security

when travelling. There is no doubt that a properly-equipped overland vehicle, with safes, fully lockable doors and windows is an obvious advantage when travelling in much of the world. Generally speaking, you will not be travelling on local public transport and will have the added security of travelling in a group with experienced crew on-hand to offer advice. We have come up with a few pointers that we recommend you follow:

- Follow the crew's specific safety advice in each destination.
- Always remain aware and vigilant, and stay away from situations where you do not feel comfortable.
- Avoid carrying too much money.
- Always avoid carrying your passport, driving licence, air tickets, and other valuable items around with you unless this is essential. Instead, keep valuables such as this locked away in the truck's safe, or the safety deposit box in the room or reception of the hotel/hostel.
- If you are carrying cash, cards or valuables, use a money belt or neck wallet which are more easily concealed and more difficult to pickpocket.
- Do not take any valuable jewellery, watches, etc. away with you in the first place.
- Avoid walking in poorly lit areas.
- If possible avoid walking around on your own; it is always safer to explore with others.
- Always try to walk with confidence and purpose, which will help you avoid looking like a lost tourist!
- Take special care when walking to avoid spraining or twisting your ankle on potholes, cobbles and uneven ground.

[Back to top ^](#)

### Activity Safety & Optional Activities

You will have the opportunity to take part in many exciting activities and excursions, some of which are included (e.g. hiking the Inca Trail, trekking to see Mountain Gorillas, visiting the Taj Mahal, etc.), whilst others are optional (e.g. white water rafting in Uganda, zip-lining in Costa Rica, etc.). Some of these activities require a certain level of fitness, so it's important that you read through the trip notes thoroughly and make your own conclusions as to whether you feel that you are fit and healthy enough to enjoy this trip and its activities to their fullest.

Some activities may have higher risks than you are used to and you must judge whether or not you wish, or have the physical ability, to take part.

Please note that riding helmets are mandatory for all optional and included horse riding activities. This is an insurance requirement.

Optional activities mentioned by Dragoman are not included in the trip price or kitty, and do not form part of your contract with Dragoman. As such you accept that any assistance given by Dragoman crew members or local representatives in arranging optional activities does not render us liable for them in any way. The Dragoman crew are assisting you in arranging these activities for your added enjoyment whilst on your trip. The operators of these services and optional extras are local suppliers who contract directly with the client 'on the road', subject to and in accordance with their own terms and conditions. Dragoman accepts no liability for any action or activity undertaken by the client which is arranged independently of Dragoman while on tour. Crew may take part in an optional activity but do so as private individuals and not as company representatives.

Please use your own good judgement when selecting an activity in your free time.

Ensure that you use the appropriate equipment on optional activities, including life jackets, helmets, etc. This is especially important on activities such as horse riding, white-water rafting, etc.

Always ensure that your travel medical insurance covers you for all included and optional activities that you wish to participate in.

[Back to top ^](#)

### Included Activities



Included activities are listed in the day-to-day itinerary, all other activities are optional and at your own expense. If you choose not to participate in the included activities on this itinerary, the cost will not necessarily be refunded; this is something you will need to check with your leader.

[Back to top ^](#)

## Optional Activities

A selection of optional activities is listed in the day-to-day itinerary. This list is designed to be a helpful guide as to what is commonly available in each location, and is neither an exhaustive list, a guarantee that the activity is available, or an endorsement or recommendation. Please note that certain activities may not be available on your particular visit if they are overbooked, underbooked, out of season, or for any other reason - the list of activities is made according to our latest information and in the best faith, but please be aware that things may change between our last visit and your arrival. Please also note that it may not be possible to do all the activities listed in the time available at each destination, and it is recommended to give yourself extra time in your joining or ending city if you would like to participate in some optional activities there.

Prices listed are for entrance only and do not include transport costs to and from the sites or local guides unless indicated - again, these prices are displayed according to our latest information and in the best faith, but prices do fluctuate due to exchange rates, season, numbers of participants, and simple increases from the operator - any prices listed are a guide only and certainly cannot be guaranteed.

Optional activities are not necessarily endorsed or recommended by Dragoman nor included in the price of this trip. If you do any optional activities, you do so at your own risk and it must be clearly understood that your participation is your own decision and does not form part of your contract with Dragoman. You may be required to sign/complete a waiver form or optional activity form for some optional activities.

[Back to top ^](#)

## Insurance

It is a condition of booking that you have comprehensive travel insurance. Without evidence of valid travel insurance you will not be allowed to start the trip.

We recommend that any policy has a minimum medical (including repatriation) cover of £5,000,000. We recommend that any policy also has a minimum level of cover for Personal Liability of £2,000,000 and for Cancellation and Curtailment of £5,000 (or the full cost of your trip). Cover for loss of baggage, personal effects, money and other inclusions are down to personal choice although please bear in mind that personal effects are more likely to go missing whilst travelling and you should ensure that your policy is adequate to cover the value of your personal effects e.g. cameras, tablets, phones, ipods, etc. Please note that Dragoman is not responsible for your personal effects and is not insured for their loss. Please note that you should be insured for trip postponement or cancellation purposes immediately upon paying a deposit.

Whatever policy you choose, you must ensure that it is designed for adventure/overland travel and make sure it covers any activity that you intend to undertake (whether included or optional). As such it must cover you for adventure activities such as white water rafting, trekking, horse-riding, etc., and that the 24-hour Emergency Assistance Company must be experienced in handling situations in developing countries - for example, that they have the ability to arrange repatriation from remote areas such as the Sahara or if you were trekking in the Andes. On activities or side trips that are not recommended by us, please ensure you are happy with the safety of the activity before participating.

Please note that in the case of credit card travel insurance we will require details of the participating insurer, the insurance policy number and emergency contact number prior to travel rather than just the bank's name and credit card details. It is up to you to ensure that these policies have the cover you require, as many of these policies are not able to cope with adventure travel to remote areas and many are not valid for travelling outside your country of residence or outside the EU.

[Back to top ^](#)

## Our Liability Insurance

Dragoman has comprehensive passenger vehicle liability protection and tour operator insurance. These

policies have total indemnities of £5,000,000 and £10,000,000 per incident respectively. This is in addition to local vehicle insurance and your personal travel insurance.

[Back to top ^](#)

## Out of Office Hours Contact

We have an out of office hours number you can call which should only be used once you have left your home country to start the trip and in the event of a real emergency. Should you need to call the number, we will do what we can to help but please bear in mind that real progress or action may not be possible until normal office hours. If you can not get through please leave a message with your name, reference number, contact details and a message with the help that you need and we will get back to you.

If your flight is delayed or cancelled, please let us know and then make your way to the joining hotel as instructed in these trip notes. If you cannot get through leave a message and a contact number as these will be regularly checked and the crew informed if necessary.

**Out of hours Number: +44 (0) 7985 106564**

[Back to top ^](#)

## Luggage & Kit List

Although you will not have to carry your main bag for long distances, you will need to help load and unload them onto the truck. For this reason we recommend that you use a backpack or soft bag rather than a heavy suitcase. During your trip your main luggage will be kept in the truck's back locker which will be inaccessible during a drive day, so you will also need a small daypack. This can be used to carry your camera, water bottle and other personal effects for daily use. Please be aware that due to the constant dust and vibrations your luggage bag will be subject to extreme wear and tear.

The size of baggage that can be brought on this tour is limited by the locker space on the truck. We recommend that your bag be no larger than a large rucksack with a capacity of about 80 litres (approximately 70cm high, 40cm wide, and 40cm deep). The weight limit for luggage on all trucks is a maximum of 20kg.

Your clothes and equipment should be appropriate for the conditions you are travelling in, which will vary depending on which part of the world you're heading to. On overland trips, Dragoman will provide all camping equipment apart from sleeping bags and ground mats, so you'll need to bring those with you if your trip includes camping nights.

Think about the climate and altitude of the areas you'll be travelling to - there's nothing worse than being cold at night so it's worth investing in a decent sleeping bag if it's likely to get cold. And remember that even when it's warm during the day, it can often get cold at night, particularly in desert regions.

For a general idea of what you need, this list provides a guide:

### General

- Sleeping bag, sleeping bag liner, sleeping mat and small pillow – if your trip includes camping nights
- Sandals or flip flops
- Comfortable walking shoes
- Sun hat and sunglasses
- Waterproof jacket
- Warm sweater or fleece
- Swimwear
- Comfortable travelling clothes and a set of casual but smart clothes for evenings out
- If visiting places of worship on the trip, men should bring a pair of full length trousers and women should bring a skirt that covers their knees and a scarf
- Towel – quick dry, lightweight travel towels are best
- Toiletries including bio degradable wet wipes, sanitary products, hand gel, sun cream and insect repellent

- Day pack – essential for keeping things handy when on the truck, on short hikes, walking around cities, etc
- Assorted dry bags – to protect your kit from dust and damp
- Pouch or money belt
- Water bottle (at least 1 litre) – we carry drinking water on all of our trucks and actively encourage our customers to use the water supplied. Whilst away from the truck we encourage the use of a filter water bottle and we are able to offer Dragoman customers a 25% discount on Water to Go bottles and filters using the code DRAGOMAN25 on the link <https://www.watertogo.eu/dragoman>
- Head torch with spare batteries and bulbs
- Camera with spare battery and extra memory cards
- Electrical accessories such as charger, power bank, adapter, etc
- Carbon monoxide detector
- A good book, a diary or notebook and pen, a fun game for travel days
- Personal medical kit – see notes below

### **Cold weather**

For trips going through mountainous areas, deserts, high altitude regions and Patagonia, you should be prepared for cold weather, especially at night. Ensure you bring:

- 3/4 or 4/5 season sleeping bag with liner – see note on sleeping bag ratings below
- Thermal base layers
- Winter jacket
- Hat, gloves and scarf
- Warm socks

### **Hot weather**

For trips going through tropical areas you should be prepared for hot and humid weather. Ensure you bring:

- Loose fitting clothes with long sleeves and legs
- Mosquito repellent
- Mosquito net – not essential as our tents have mosquito netting but can be handy for hotels and hostels or sleeping under the stars

### **Trips with trekking**

For trips including treks, ensure you bring:

- Lightweight walking clothes suitable for the general climate
- Waterproof trousers
- Sturdy walking boots
- Walking stick(s) – not essential but can help in steep terrain; sticks can generally be hired or purchased en route

[Back to top ^](#)

### **Sleeping Bags**

A sleeping bag's rating typically indicates the lowest temperature at which it will keep the average sleeper warm enough to sustain them but not necessarily make them warm enough to feel comfortable. For example, with a 0°C bag, you should be able to stay in 0°C temperature but you will not necessarily be able to sleep comfortably.

For European sleeping bags there are the following standards:

- The upper limit is the highest temperature at which a 'standard' adult man is able to have a comfortable night's sleep without excess sweating.
- The comfort rating is based on a 'standard' adult woman having a comfortable night's sleep.

- The lower limit is based on the lowest temperature at which a 'standard' adult man is deemed to be able to have a comfortable night's sleep.
- The extreme rating is a survival-only rating for a 'standard' adult man. This is an extreme survival rating only and it is not advisable to rely on this rating for general use.

The transition zone, in between the comfort and lower temperature, is usually considered as the best purchase guideline.

## Personal Medical Kit

All of our trucks have a standard motorist's first aid kit on board for use in emergency situations only. The first aid kit is in compliance with UK standards for first aid provision within motor vehicles, and contain supplies to treat road side injuries. We do not carry prescription medications, therefore in addition to this we recommend that you purchase your own personal medical kit.

In the UK we have teamed up with Nomad Travel Stores and Clinics to produce travel medical kits. They have been designed in conjunction with the truck kits and contain everything you would need for any minor incidents and health issues. For more details please visit their website:

**Global Survival Kit** - <http://www.nomadtravel.co.uk/p/2712/Global-Survival-Kit>

**Ultimate Medical Kit (POM)** - [http://www.nomadtravel.co.uk/p/2909/Ultimate-Medical-Kit-\(POM\)](http://www.nomadtravel.co.uk/p/2909/Ultimate-Medical-Kit-(POM))

[Back to top ^](#)

## Passports

Check that your passport will still be valid for 6 months after the end of your trip - this is important as some countries WILL refuse entry to anyone whose passport is due to expire. A temporary or 'visitor's' passport is not valid on our trips. You will need to provide us with your passport details prior to departing for your trip. If you change your passport, please remember to inform us as soon as possible - however, please be aware that changing your passport can cause big problems if you need to apply for visas or permits (such as the Inca Trail or Gorilla Trekking) in advance.

[Back to top ^](#)

## Pre and Post Trip Accommodation and Airport Transfers

At Dragoman we believe you should make the most of the places you visit, so if you would like to see more of the joining or finishing point cities, why not book additional accommodation to extend your stay? Dragoman can take away the hassle of time zones and language barriers by making the booking for you. This accommodation is only available at the joining or finishing city of your trip, immediately before or after the trip you are travelling on.

While Dragoman is happy to assist with booking your pre and post trip accommodation, it is important that you understand that you may be able to book your own room at a cheaper rate directly through the hotel or on the internet. Our additional accommodation prices are based on the hotel's rate plus an administration fee. Please note our rates do not reflect last minute walk-in rates or internet specials.

We can also book arrival airport transfers for you as long as we have your flight arrival details. These are normally payable in cash upon arrival; however we do have pre-paid transfers in a few destinations.

Please contact our reservations team for details of the accommodation and transfers that we can offer, as not all hotels offer this service.

[Back to top ^](#)

## Continuing Your Trip

Having an amazing trip and met a great group of people? Having too much fun to go home yet? If you're on one of our trips and decide that you would like to continue with us, then why not speak to your trip leader who can advise you of the cost and availability of continuing your journey.



[Back to top ^](#)

## Contingency Emergency Fund

Sometimes, civil or political unrest, or reasons beyond Dragoman's control (e.g. a natural disaster), can mean that an itinerary is disrupted and we have to make a contingency plan. This may involve hiring alternate transport or even the whole group flying over an area. Although Dragoman will help organise travel arrangements, in circumstances outside Dragoman's control you will be required to contribute the additional costs involved and therefore we ask you to bring along a 'Contingency Fund' of USD400. In almost all cases trips run smoothly and this fund is therefore never used. We also recommend that you take along an internationally recognised credit or charge card with a decent limit in case of emergencies, such as medical treatment en route, or even the need to be repatriated; though these occurrences are rare. Remember that travel insurance policies usually only refund you for expenses after you have already paid out.

[Back to top ^](#)

## Responsible Tourism

Dragoman is committed to ensuring that we have a positive impact on local communities and that we implement policies to minimise any negative impact on the local environment. We are dedicated to making sure that we adopt a responsible attitude to the areas through which we travel and believe that our trips should benefit the local people and their environment. Dragoman recognises that we are guests of local communities and strive to make these communities our partners, so that they benefit directly from our visit. You can find full details of Dragoman's Responsible Tourism policy from the link below:

<https://www.dragoman.com/about-us/responsible-travel/policy-and-guidelines>

[Back to top ^](#)

## Water

The sale of bottled water contributes to an enormous environmental problem around the world. In addition to the water in the bottle, the production of a 1 litre plastic bottle takes 2 litres of water and 200ml of oil. A large proportion end up in limited landfill or discarded in waterways and natural environments.

Please avoid the purchase of bottled water by using the chemically sterilised water stored in the purpose-built storage tank on your overland vehicle. You are free to refill your bottle as many times a day as you like. You are helping the environment and your pocket!

[Back to top ^](#)

## Electrical Equipment

Your vehicle will be usually equipped with a 12-Volt socket, so to charge your iPod, MP3 player, camera, laptop and mobile phone you will need a DC 12V adapter - the type that can be used from a cigarette lighter in your car. Please be aware that only one piece of equipment can be charged at a time and it will not be allowed if there is a risk of running the vehicle's batteries low. Batteries may also be recharged from hotel room wall sockets and the majority of the campsites we stay at have electricity points, so please bring along your normal charging adapters as well. You will need to ensure that you have the correct country adapter for your specific charger.

For mobile phones, please note that most countries in the Americas operate at 850 MHz and 1900 MHz which is not the same frequencies used in Europe, Africa, Asia and Australia. Most modern tri-band and quad-band mobile phones will be able to operate on these frequencies but please check your mobile phone specifications before travelling to ensure that you'll be able to use your phone in the Americas.

[Back to top ^](#)

## A Few Rules

It is one of our core values to treat all people we encounter with respect, including the local people who make our destinations so special. We have therefore set down a number of rules to which our customers must adhere.

Engaging in commercial or exploitative sexual activities, committing acts of violence or threatening violence towards local people, other group members or any member of our staff is not allowed. Any customer engaging in such activities will be required to leave the trip immediately with no refund of the trip price.

You must at all times comply with the laws, customs, foreign exchange and drug regulations of all countries visited and conduct yourself in accordance with our responsible travel policy. Any customer found contravening such laws or regulations will be required to leave the trip immediately with no refund of the trip price.

Although we are aware that in some parts of the world taking, carrying or selling drugs, carrying weapons, or engaging in commercial or exploitative sexual activities may be legal, it is not acceptable for Dragoman customers and our tour leaders have the right to ask you to leave the trip immediately with no refund of the trip price if you are found to be engaging in such activities.

[Back to top ^](#)

## Issues on the Trip

While we always endeavour to provide the best possible holiday experience, due to the nature of travel and the areas we visit sometimes things can and do go wrong. Should any issue occur while you are on your trip, it is imperative that you discuss this with your group leader or our local partner straight away so that they can do their best to rectify the problem and save any potential negative impact on the rest of your trip.

We recognise that there may be times when your group leader may not be able to resolve a situation to your satisfaction. If this is the case please contact our customer relations department on

[customer-relations@dragoman.co.uk](mailto:customer-relations@dragoman.co.uk).

You may also choose to provide details in your feedback questionnaire which we ask you to complete at the end of your trip, but we do ask you to be aware that it is very difficult for us to provide any practical help after the trip is complete.

[Back to top ^](#)

## Tipping

Tipping is entirely voluntary. The Dragoman crew may be travelling with you for many weeks and usually they become good friends with most members of the group. It is sometimes easy to forget that they do work hard to ensure that you do have a great trip. If you feel you would like to tip them, they certainly would appreciate it.

On a number of our trips, we also use a local guide as well as our own Dragoman crew. These guides live and travel with you through their home country and it is usual to tip them when they leave. We recommend USD 1 to USD 4 per person per day, but check with your crew for an appropriate amount.

[Back to top ^](#)

## Feedback

After your travels, we want to hear from you! We rely on your feedback. We read it carefully. Feedback helps us to understand what we are doing well and what we could be doing better, and it allows us to make improvements for future travellers.

## COUNTRY SPECIFIC NOTES

### ETHIOPIA NOTE

Please note that accommodation prices in Ethiopia may significantly increase during late December and January due to several national holidays surrounding Coptic Christmas; this may push the price of the

kitty up an extra **USD50** per person. We will endeavour to negotiate and save money on the ground where possible, but please be aware that we are likely to need extra money in the kitty for trips over this time.

Please also note that we must keep a flexible itinerary in the Simien Mountains, as our options will largely be determined by the weather. The camping areas in the Simien Mountains National Park are very basic, and are essentially wild camps with long drop toilets. The food and provisions available in Debarq and the National Park are very limited, and it is also likely to be very cold at night (often dropping below freezing), so please be prepared by bringing suitably warm clothes, and a 4-season sleeping bag and sleeping mat.

[Back to top ^](#)

These trip notes have been compiled to help you prepare for your journey, once you have booked. They include the full itinerary and dates, information and kit lists, meeting hotels, insurance, vaccinations, visas, and other information that will help you get ready for your trip.

Please ensure you have an up to date version of these Trip Notes

These trip notes were printed on 19/01/2020