

BEST OF PERU, (XLC)

Cuzco to Lima 17 days, departing 12 May 2020



CONTENTS

- [Optional Activities](#)
- [Insurance](#)
- [Out of Office Hours Contact](#)
- [Luggage & Kit List](#)
- [Personal Medical Kit](#)
- [Passports](#)
- [Pre And Post Trip](#)
- [Accommodation And Connecting Flights](#)
- [Continuing Your Trip](#)
- [Contingency Emergency Fund](#)
- [Responsible Tourism](#)
- [Electrical](#)
- [A Few Rules](#)
- [Issues On The Trip](#)
- [Our Community](#)
- [Feedback](#)
- [Countries Visited](#)
- [Daily Itinerary](#)
- [Visa Information](#)
- [Important Notes](#)
- [Overland Lifestyle And Trip Suitability](#)
- [Tipping](#)
- [Who Travels With Dragoman?](#)
- [Accommodation On Tour](#)
- [The Kitty](#)
- [Group Size](#)
- [Our Crew And Guides](#)
- [Meals And Group Participation](#)
- [Dietary Requirements](#)
- [Itineraries](#)
- [British Foreign Office Travel Advice and Warnings](#)
- [Health](#)
- [Safety & Security](#)
- [Included Activities](#)



TRIP OVERVIEW

Trip Style: Overlanding

Route: Cuzco to Lima

Duration: 17 days

Transport: Overland expedition vehicle, Private bus, Train

Accom:  30%  70%
Hotels, Campsites, Wild camps, Homestays

Physical Challenge:

EASY   HARD

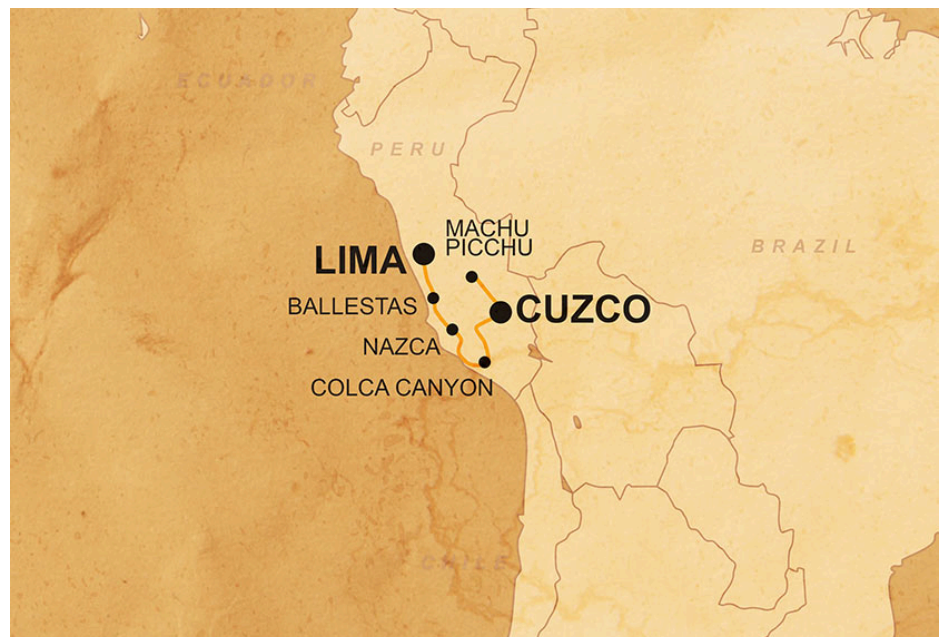
The trip may include multi-day treks at high altitude, walking for 5-8 hours per day.

Lifestyle Challenge:

EASY   HARD

This trip has a bit of everything.

ROUTE MAP



COUNTRIES VISITED

Peru



DISCOVER OVERLANDING IN PERU

Peru is a wonderland of historical treasures, home to some of South America's most glorious landmarks, and has a seemingly endless selection of optional activities to partake in all over the country.

Peru is perhaps most famous as being the ancient homeland of the Inca civilisation. Cuzco was the ancient capital of the Inca empire, and even today many of its buildings have original Inca stonework as part of their structure. The Incas had a highly organised and labour intensive society.

They managed to conquer vast tracts of land and, through strong central and regional government, retained control over an empire that spanned South America, from mid Colombia in the north, to the middle of [Argentina](#) in the south - their domination over this region of South America lasted for over four centuries, and their legacy is evident all over this area.

SEE MACHU PICCHU IN A DIFFERENT LIGHT

The most famous Inca site is undoubtedly the spectacular ancient hilltop city of Machu Picchu, one of the New Seven Wonders of the World, and the Inca Trail through the Andes near to it. You can [trek through the countryside](#) making your way through the unspoilt land and view the breathtaking scenery that carries on to the horizon and beyond. When you reach [Machu Picchu](#) you will realise what a beautiful place it is - no photograph can really do the site justice. The

long-forgotten city was rediscovered by Hiram Bingham in 1911, and is simply awe-inspiring and a real must-visit place in South America.

Other incredible historical sites in Peru include the mysterious [Nazca Lines](#) which were etched into the desert floor by the pre-Inca Nazca civilisation, the colossal Chimú-era adobe city of Chan Chan near Trujillo, and the phenomenal ancient city of Chavín de Huantar in the mountains of the Cordillera Blanca. Peru has some beautiful colonial towns to explore.

The capital is the chaotic city of Lima, founded by the Conquistador Pizarro in 1535 - and the beautiful cobbled streets and buzzing atmosphere of Cuzco and Arequipa make them towns that you'll never want to leave!

Peru is also flowing with fabulous landscapes, from the desolate northern deserts to the towering mountains of Huaraz, from the sweltering jungles of Puerto Maldonado to the serene beaches of Punta Sal, and from the breathtaking Colca Canyon to the colossal Lake Titicaca, the sheer variety of Peru's landscapes make it one of the world's most beautiful destinations.

OUTDOOR ACTIVITIES IN PERU

Peru has a wide range of outdoor activities, from trekking in Cuzco to white-water rafting in Arequipa to sandboarding in the [Huacachina Deserts](#), there are so many fun things for everyone to do. Peru also has a distinctive cuisine, including lomo saltado, maize soup, and of course the delicious ceviche on the coast.

The history and sites of Peru are outstanding, but also the friendly welcome visitors receive makes Peru one of the most enjoyable countries in the world to visit.

[Back to top ^](#)

DAILY ITINERARY

Day 1: Cuzco (Tue 12 May)

Border information: if you are joining in Cuzco, you will most likely enter Peru at Cuzco Alejandro Velasco Astete International Airport (IATA code: CUZ).

There will be an important group meeting at 10:00am at the joining hotel - please look out at the hotel reception for a note from your leader with more details about this important meeting. There will be a further meeting this evening for our Wild Andes and Classic Inca Trails,



where we will have a full detailed briefing from our local trekking guides about the next few days!

The rest of today will be free to explore the wonderful city of Cuzco, discover its many historical gems, or to take part in number of optional activities near the city.

Please note that many of the options listed below will only be possible for those with extra time in Cuzco before the start of your trip with us - please contact the Sales team if you would like to book pre-tour accommodation with us to have extra time exploring Cuzco.

A note on altitude: if you are joining in Cuzco, we strongly recommend arriving at least 24 hours before the trip begins to allow additional time to acclimatise.

In Cuzco we will stay in a comfortable Hotel close to the historic centre.

Hotel for the night: Hostal Saphi
Calle Saphi 107
Cuzco
Peru

About Cuzco:

The Inca Empire was the largest empire in the pre-Columbian Americas - the civilisation arose in the early 13th Century CE under the leadership of the first Inca ruler Manco Capác, founding the city of Cuzco as their capital. The civilisation thrived in the area until 1438, when the new leader Pachacuti embarked on a massive campaign of expansion and used military conquest and peaceful assimilation to incorporate a massive portion of western South America under his control - at its largest, the Inca Empire stretched all the way from southern Colombia through Ecuador, Peru, Bolivia, northwest Argentina, all the way down to central Chile.

In 1526, the Spanish conquistador Francisco Pizarro first entered Inca territory from his expedition through Colombia. After quickly determining that it was evidently a civilisation of great wealth and power, he quickly received royal permission to conquer the empire - he decisively kidnapped and later executed the Inca ruler Ayahualpa in 1533 and installed their own puppet ruler, Manco Inca Yupanqui. The new leader quickly turned on the invaders and briefly took control of Cuzco for the Incas again, until the Spanish finally pushed them back permanently from the city. The remnants of the civilisation formed a Neo-Inca state centred around Vilcabamba in the mountains above Lima until the Spanish invaded them completely in 1572, ending the last major resistance to their rule in Peru.

Any adventure tour to Peru naturally centres around the stunning city of Cuzco - it is world-famous as the gateway to the spectacular ruins of Machu Picchu and the various Inca trails through the Peruvian highlands. However, the city is a fantastic destination in its own right, and many of its buildings still retain some of the original Inca stonework as part of their structure. This unique and intricate stonework was an ingenious construction method that prevented damage from earthquakes - examples of their amazing building techniques can still be seen in and around Cuzco, including the famous 'twelve-sided stone', now part of the logo of Cuzco's native Cusqueña



beer!

A good place to start your explorations is the majestic main plaza, surrounded by cobbled streets lined with attractive colonial buildings. Head up the hill into the neighbourhood of San Blas and you will discover another hidden square with a quiet laid-back feel. All the streets are lined with shops, bars and restaurants, from small local cafes to five star dining experiences. There are also some fantastic museums and historical sites in and around the city, showcasing the wonderful history and culture of the Incas.

Day 2: Sacred Valley, Inca Trail (Wed 13 May)

These four days will be spent either trekking in the Andes, on our pioneering Wild Andes Trek, on the Classic Inca Trek or for those not wishing to hike, free time to explore and a guided tour of the Sacred Valley on our Train package.

Option 1 - Wild Andes Trek

Leaving Cuzco early in the morning, we visit the ruined temples of Sacsayhuaman for a fascinating tour of the site. We then head on to Chinchero, a small Quechua-speaking village in the Sacred Valley. Here we will see a traditional weaving demonstration that has been unchanged for a thousand years, and explore their beautiful archaeological ruins. We will drive to a stunning viewpoint for a picnic lunch, and then visit the Quillarumiyoc temple (the Temple of the Moon).

We will start our trek from here in the afternoon, heading by foot to Zurite where we have a picturesque stay in a colonial house. Tonight we will enjoy a traditional dinner and get a taste of the local village lifestyle.

Approximate walking distance: 8km, Estimated time: 4hrs, Meals provided: Lunch and Dinner

Option 2 - Classic Inca Trek

This morning we go for a guided tour of the Sacred Valley, followed by a visit to the market town of Pisac, where we will have a lunch. We then head to Ollantaytambo, where we have free time to explore the impressive archeological site. Tonight we stay in a comfortable hotel.

Please note that we have the evening to ourselves in Ollantaytambo, our Guide will meet us in the morning.

No Meals are included in Ollantaytambo.

There is no trekking today.

Option 3 - Train Package

You will leave Cuzco with your fellow passengers who will be trekking the Wild Andes Trek. You will visit the fortress of Sacsayhuaman, followed by a beautiful scenic drive over mountains and through valleys, via the ancient city of Pisac and on to the Sacred Valley of the



Incas. After lunch you will head back to Cuzco where you will stay at our nice, centrally located hotel for a further 3 nights.

Meals included: Lunch

Activity

Approximate Cost

Visit the incredible remains of the Inca temples of Sacsayhuaman and the Sacred Valley on a guided tour

Included in Kitty

Take a guided tour of the fantastic Inca temples at Ollantaytambo

Included in Kitty

TREKKING OPTIONS

Option 1

Trek the Classic Inca Trail up the Royal Inca Road.

Option 2

Hike unspoilt Inca Trails in remote stunning Andes scenery away from tourist treks on our exclusive Wild Andes trail.

Option 3

Take a Sacred Valley Tour, visit Ollantaytambo and take the train to Machu Picchu without trekking.

Included in Kitty

PLEASE NOTE: YOU MUST ADVISE AT TIME OF BOOKING IF YOU WISH TO BOOK THE CLASSIC INCA TRAIL OR THE NON TREKKING OPTION, OTHERWISE YOU WILL AUTOMATICALLY BE PUT ON OUR WILD ANDES TREK.

About Sacred Valley:

The valley of the Urubamba river is more often referred to as "The Sacred Valley". In the Peruvian highlands close to the Inca capital of Cuzco, the valley extends from the small market town of Pisac to Ollantaytambo, nestling at the foot of the Andean mountain ranges that are home to the magical lost Inca city of Machu Picchu.

Together with Machu Picchu itself, the Sacred Valley was a cradle of the Inca Empire and the area is littered with archaeological sites including the magnificent ruins of Pisac with its famous terraced fields, the old temple complex of Sacsayhuaman and the remarkably well-preserved Inca city of Ollantaytambo. Together with the temperate climate, lively markets, sleepy Andean villages and stunning surrounding landscape, the rich history of the area makes it a truly bewitching place.

About Inca Trail :



THE DIFFERENCE BETWEEN THE CLASSIC AND THE DRAGOMAN INCA TRAIL

When people talk about 'The Inca Trail', they are usually referring to a particular trekking route which follows an ancient pathway that leads to Machu Picchu. However there are a huge number of Andean Trails that criss-cross the Urubamba Valley and surrounding mountain ranges, many of which are genuinely remote and rarely used by western tourists. On our Dragoman tours that travel via Cuzco we offer you the choice to trek either the Classic Inca Trail or our unique alternative, the Wild Andes Trek, which is exclusive to Dragoman.

THE CLASSIC INCA TRAIL

The Classic Inca Trail route usually starts at Kilometre 82 of the Cuzco-Aguas Calientes railway, taking in Abra Warmihuañusca (Dead Woman's Pass, 4,200m) and the ruins of Phuyupatamarca and Wiñay Wayna en route, eventually arriving at the Sun Gate above Machu Picchu early in the morning after 3 days of trekking. This route is still extremely popular as it is seen by many as the original Inca Trail, and it is also probably the best trek to choose if you're really interested in history and archaeology, because of all the smaller Inca sites it passes along the way.

Unfortunately, due to its own popularity, the Classic Trail is always very busy, with around 500 people starting the trek every day - due to there being restrictions on camping areas, the campsites are often very busy with other trekkers as well. Nevertheless it is still an awesome trek, passing through some stunning scenery from snow-capped peaks to abundant cloud forests, and the sense of achievement you'll have when you catch your first sight of Machu Picchu is something you'll never forget. Please note that the Classic Trail is always closed for maintenance during the entire month of February each year.

THE WILD ANDES TREK

Dragoman's Wild Andes Trek is a unique trekking route where you'll hike through pristine unspoilt Andean scenery, walking ancient Inca Trails and passing by local communities. This trek is all about getting away from the overcrowded thoroughfares of the Classic Inca Trail and getting out into the real Andes - not to mention being part of a project which provides a genuine, direct benefit to the host communities we travel through, by supporting education, income generation and environmental sustainability projects.

The trek itself is about the same as the Classic Inca Trail in terms of length and difficulty, taking three to three and a half days and ascending to about 4,700m when you cross the highest pass. The scenery out here is truly magnificent, spectacular mountain peaks, verdant hillsides dotted by isolated villages and the odd llama and alpaca, you are unlikely to see another tourist here. Although you won't trek into Machu Picchu via the Sun Gate as on the Classic Trail, you will arrive to Machu Picchu well rested after a night in a comfortable hotel and ready to get the most out of the tour of this magnificent site.



DISCOVER WHICH TRAIL IS RIGHT FOR YOU OR GIVE US A CALL ON +441728 861133, CONTACT US OR USE THE LIVE CHAT BOX BELOW!

Day 3: Inca Trail (Thu 14 May)

Option 1 - Wild Andes Trek

Zurite to Amaruwatana

After a hearty breakfast we leave Zurite and head towards Amaruwatana camp. The walk will take us through Qenteqentiyoc (the Hummingbird Temple), where we will visit and admire this Inca archaeological site. We will then follow the ancient path all the way to the top of our first pass at 4,400m, where we will have a dramatic view of both the Vilcabamba and Vilcanota mountain ranges. From here we start walking down on the way to our first camp in the Sambor Valley where we will spend the night camping.

Approximate walking time: 8hrs, Distance: 13kms, Meals provided: Breakfast, Lunch, Dinner

Option 2 - Classic Inca Trek

Ollantaytambo to Wayllabamba

After breakfast, we catch a bus to Piscaycuscho and the start of the Classic Inca Trek - the railroad KM82 marker (at 2,700m altitude). Here we are joined by our crew of local porters and cooks. We will cross the bridge over the River Urubamba and following a trail along the left-hand shore of the river, enjoying stunning views of the snow-capped Mount Veronica (5,830m) and the Incan archaeological remains at Llactapata. Continuing through lush farmland and woodland, we gradually climb for approximately 5 hours to our first campsite at Wayllabamba (3,000m).

Approximate trekking time: 5-6hrs, Distance: 12kms, Meals provided: Breakfast, Lunch, Dinner, Snacks

Option 3 - Train Package

Today is a free day to enjoy Cuzco, with its museums, churches, incredible colonial architecture, beautiful restaurants and a vast array of shops, selling textiles and handicrafts.

Day 4: Inca Trail (Fri 15 May)

Option 1 - Wild Andes Trek

Amaruwatana to Ancascocha

We have an early start this morning, trekking for approximately 2 hours to reach the top of our second pass at 4,700m. From here we have fantastic views of the rock formations below us, and if we're lucky we may spot Andean ibises, caracaras, eagles or foxes up here!

After descending for approximately 2 hours, we arrive at a

stunning highland valley with a glacial river named Kenqo Mayu (meaning "Zig-zag River") flowing down it - which makes an idyllic stop for lunch!

After lunch we will continue trekking downhill following the ancient trail, which leads us to our campsite in the Ancascocha area.

Approximate trekking time: 6-7hrs, Distance: 10kms, Meals provided: Breakfast, Lunch, Dinner

Option 2 - Classic Trek

Wayllabamba to Pacaymayo

This is the most challenging day of the trek as we ascend a long steep path (approximately 4 hours) through Andean cloud forest and highland puna to reach the highest point of our trek, Warmiwañusca (meaning "Dead Woman's Pass") at a height of 4,200m. During our ascent, we can appreciate the wide variety of plant, flower and bird species supported by this unique eco-climate. On reaching the pass, our challenge is rewarded by an astonishing panoramic view of the Vilcanota and Vilcabamba mountain ranges. From here we descend for 2 hours into the Pacaymayo Valley (3,650m altitude) and to our second campsite.

Approximate trekking time: 6-7hrs, Distance: 11kms, Meals provided: Breakfast, Lunch, Dinner, Snacks

Option 3 - Train Package

Today is a free day for you to enjoy Cuzco, with its museums, churches, incredible colonial architecture, beautiful restaurants and a vast array of shops selling textiles and handicrafts.

Day 5: Inca Trail (Sat 16 May)

Option 1 - Wild Andes Trek

Ancascocha to Ollantaytambo

Today we will descend the narrow Silque Canyon, allowing us to observe its tall granite walls which are populated by a large variety of orchids and bromeliads, filling the environment with magnificent colours when they bloom. After crossing many little bridges we will reach the Camicancha area, where we stop at a magnificent volcanic viewpoint looking towards the snow-capped Mt. Veronica.

From here it is only a short trek to Chilca, where our trail ends. We'll be picked up by our vehicle and head to Ollantaytambo, taking a well-earned shower and rest at our hotel.

In the afternoon we will have an included guided tour around the incredible archaeological site of Ollantaytambo and its world-famous Temple of the Sun.

Please note that we have the evening to ourselves in Ollantaytambo, our Guide will meet us in the morning. No Meals are included in Ollantaytambo.

Option 2 - Classic Inca Trek

Pacaymayo to Wiñay Wayna

Today we follow ancient stone paths and steps to ascend the well-preserved Inca remains of Runkurakay, Sayacmarca, and Phuyupatamarca (the "Town above the Clouds") where we can appreciate the Incas' complex architectural style and reverence of natural geography and beauty. Heading down the Andean slope, we reach our final night's camp by the Wiñay Wayna (meaning "Forever Young") ruins, with panoramic views of the valley below.

Approximate walking time: 8hrs, Distance: 16kms, Meals provided: Breakfast, Lunch, Dinner, Snacks

Option 3 - Train Package

After being picked up from your hotel in the morning you will be driven to the fortress city of Ollantaytambo and our hotel for the night, the Tunupa Lodge. Here you will rejoin the Wild Andes Trekkers and your tour leader who will be arriving from their trek this afternoon.

Day 6: Cuzco, Machu Picchu (Sun 17 May)

Option 1 - Wild Andes Trek

Ollantaytambo - Machu Picchu - Cuzco

Today we will have an early start to catch the train to the small town of Aguas Calientes. From there, we will take a bus up the winding mountainside to the legendary ruined city of Machu Picchu - one of the world's most iconic sights! We have a guided tour with our expert local guide and there will be plenty of free time to explore this magical place.

In the afternoon we will head back to Ollantaytambo and then on to Cuzco, where we return to our joining hotel at the end of a long but phenomenal day!

Meals provided: Breakfast

Option 2 - Classic Trek

Wiñay Wayna to Machupicchu

Leaving Wiñay Wayna, we descend gradually further through the highland jungle to our destination - Intupunku (the "Sun Gate") leading into Machu Picchu. Arriving at daybreak, we catch our first breathtaking view of this historical wonder. As with the Wild Andes Trek, our local guide will show us the most important constructions as well as explain the history and the mythology of this magnificent place. There is also some free time to explore the ruins further at your own pace or just chill out and watch the hummingbirds or vizcachua. In the afternoon we head back down to Aguas Calientes and take the train back to Ollantaytambo and return to Cuzco for a well-deserved rest.

Approximate walking time: 2hrs, Distance: 4kms, Meals provided: Breakfast, Snacks

Option 3 - Train Package

After an early breakfast and walk to the train station, your stunning 2 hour train ride to Aguas Calientes begins. The journey takes you through several different micro-climates, past Inca terraces, lookout posts, ancient river bank reinforcements and small towns. You will get a glimpse of different temples and the beautiful Mount Veronica (5,750m). Passing through 8 tunnels, the train journey finally comes to an end in the busy pueblo, Aguas Calientes. From here you take a local bus that winds up the mountainside for about 30 minutes until you arrive at the entrance to Machu Picchu (2,400m), the awe inspiring 'Lost City of the Incas'. The guide will take you around the immense, mystical ruins for about 2 hours to 2 hours 30 minutes, explaining the rich history of the ancient site. Afterwards, you will have time to explore on your own before returning down the mountain to Aguas Calientes.

In the afternoon you will catch a train from Aguas Calientes to Ollantaytambo and a private transfer will take you back to your hotel in Cuzco.

Meals provided: Breakfast

About Machu Picchu:

Machu Picchu is a world-famous 15th-Century Inca citadel perched 2,430m above sea level on a mountain ridge above the Sacred Valley. One of the historical highlights of the world and a phenomenal icon of Peru, the ruins have been a UNESCO World Heritage site since 1983 and was voted on of the New Seven Wonders of the World in 2007.

Machu Picchu was most likely built as an estate for the Inca emperor Pachacuti (1438-1472), and is thought to have been built in around 1450 but abandoned after the Spanish conquest in the 1530s. Although the city remained known about by the local Quechua people, it was undiscovered by the Spanish during the colonial period and remained unknown to the outside world until American historian Hiram Bingham discovered it and brought it to international attention in 1911.

Machu Picchu was built in the classical Inca style with intricately-designed dry-stone walls built without mortar - it has three primary structures: the Inti Watana, the Temple of the Sun, and the Room of the Three Windows. Most of the outlying buildings have been reconstructed and restored, and the iconic steep mountain of Huayana Picchu looms over the site. The city consists of more than 200 buildings, from houses to temples, storage buildings and public spaces. It's fascinating to be able to gaze down on the city from above and imagine how it would have looked during the height of the Inca empire.

A visit to Machu Picchu is a major highlight of any adventure tour to Peru. A genuinely magical place, catching your first glimpse of the Inca city through the early morning mist is definitely a moment you'll never forget.

Discover which of our [Inca Trails to Machu Picchu](#) is the right one for you!

Day 7: Cuzco (Mon 18 May)

Today is a free day to relax after the treks, further explore the historical city of Cuzco, and take part in some optional activities around the city.

Activity	Approximate Cost
Take part in a Peruvian cooking class in Cuzco, learning how to make a variety of local dishes	USD 79
Take a Spanish class in the beautiful city of Cuzco (suitable for all levels)	PEN 20

Day 8: Raqchi (Tue 19 May)

Today we will drive south to the small village of Raqchi. Here we will stay at a homestay as guests of the local villagers in their traditional family homes. The houses are very clean and have basic facilities.

This afternoon we will visit the Inca ruins of the Temple of Wiracocha at Raqchi, and then see a pottery demonstration at a local artisan centre. This evening the villagers will invite us to take part in a traditional Quechua religious ceremony, and we'll have some lively music from some of the village's musicians.

Estimated Drive Time - 3-4 hours (please note that all drive times given here are the approximate number of hours that the truck will be in motion only, and does not include any time taken for coffee or lunch stops, border crossings, photo stops, activities en route, comfort breaks, shopping stops, toilet stops, etc. The times given are approximate estimates only and whilst given with the best of intentions, the drive times are heavily dependent on traffic, road conditions, weather, police roadblocks, and many other factors - flexibility is essential on any overland trip!).

Activity	Approximate Cost
Quechua Indian homestay and community crafts project	Included in Kitty
Guided visit to the Raqchi ruins	Included in Kitty

About Raqchi:

Raqchi is a small village situated 100kms southeast of Cuzco, famous as being the site of the only surviving temple of the ancient Inca creator deity Wiracocha.

It is a special place for us as it is where we have one of the best local homestay experiences to be found in the world - on our Dragoman trips we stay here as guests of the local families in their traditional houses, a fantastic way to get a real insight into how people live here and to learn about their culture and customs. There is often the chance to participate in some of the ceremonial and spiritual aspects of village life, and there is always plenty of singing and dancing as we get to know our new Peruvian families. The village is also well known for its

talented craftsmen and women, and there will be the chance to buy some of the beautiful hand-made and intricately decorated pottery that is made here.

Day 9: Chivay (Wed 20 May)

Today we will drive through the stunning landscapes of the Peruvian highlands to the small town of Chivay, where we can have an optional trip to the nearby hot springs in the evening.

In Chivay we will stay in a local hotel.

Estimated Drive Time - 8-9 hours.

Activity

Approximate Cost

Visit the thermal springs in Chivay

PEN 15

About Chivay:

The rural town of Chivay is the gateway to the magnificent Colca Canyon - one of the largest canyons in the Americas, which at a maximum depth of 3,270m is twice as deep as the Grand Canyon in the USA.

As well as boasting some of the most spectacular mountain scenery in Peru, the Colca Canyon is famous as being one of the best places in the world to spot the mighty Andean Condor - this stunning bird is one of the largest in the world with a wingspan of around 2.5m, and the Colca Canyon provides a perfect natural habitat for them so it is very common to see them as they swoop around the canyon walls.

Day 10: Arequipa, Chivay (Thu 21 May)

This morning we will head out on a short drive to some of the best viewpoints along the spectacular Colca Canyon, one of the deepest canyons in the world! The canyon is famous for its resident condors, and we will spend a good amount of time at the viewpoints to give ourselves the best chance of spotting them. We will also visit a couple of local communities on the way back to Chivay.

After lunch in Chivay, we will drive to the beautiful 'White City' of Arequipa.

In Arequipa we will stay in a good local hotel.

Estimated Drive Time - 4-5 hours.

Activity

Approximate Cost

2 night stay and guided trip to see Colca Canyon and condors

Included in Kitty

About Arequipa:

Situated on the Peruvian Altiplano, Arequipa sits at almost

3,500m above sea level and is the second largest city in the country. Set against the stunning backdrop of the snow-covered volcano El Misti, salt lakes, thermal springs and high-altitude deserts, the landscape of the area around Arequipa truly unique. It's possible to arrange mountain-biking and rafting trips in the area as day tours from the city.

The city itself is very beautiful, full of stunning colonial buildings built out of the soft white volcanic rock that is found in the area. As a university town, there is always a lively buzz about the place and there are plenty of good bars and restaurants to discover.

No trip to Arequipa would be complete without paying a visit to Juanita in the Museo Santuarios Andinos. Sometimes known as the "Ice Maiden", Juanita is the mummy of a young Inca girl aged about 11-14 at the time of her death in approximately 1450 CE - she was discovered near to the summit of Mount Ampato in 1995 by two climbers, her body frozen and well-preserved in the low temperatures and high altitude.

Arequipa is also famous for the Santa Catalina Convent, which is almost a city within a city in the centre of the town. Not only are the buildings of the convent stunningly beautiful, with brightly painted walls and shady courtyards, it also has a fascinating history which you can learn about on a guided tour.

Day 11 to 12: Arequipa (Fri 22 May to Sat 23 May)

For the next two days we will enjoy free time to independently explore the colonial city of Arequipa, or to take part in some optional activities in and around the city.

Activity	Approximate Cost
Guided tour of Arequipa's Santa Catalina convent	PEN 40
Head out for an exciting morning of white-water rafting on the Chili River near Arequipa	USD 35
Take a 'Reality Tour' of Arequipa, a walking tour with an alternative focus on the daily lives of the local people and contemporary issues facing modern Peru	PEN 140 - 45
Take a fascinating cooking class in Arequipa, learning how to create some iconic Peruvian cuisine and taking a tour of the nearby food markets	PEN 150

Day 13: Puerto Inca (Sun 24 May)

Today we will continue our drive and head all the way downhill to the Pacific coastal resort of Puerto Inca, where we camp at a well-equipped campsite on the beach.

Estimated Drive Time - 7-8 hours.

About Puerto Inca:

Puerto Inca is situated on the Peruvian Pacific coast, and was once the Inca port that supplied the city of Cuzco with supplies of fish. It is a great place to relax on the beach, enjoying scenic views of the ocean and a dip in the swimming pool!

Day 14: Nazca (Mon 25 May)

This morning we head north to the world-famous village of Nazca, the location of the mysterious Nazca Lines. We will have an included visit to the nearby ancient sites of the Chauchilla Cemetery and the Cahuachi Pyramid, thought to have once been the religious centre of the Nazca civilisation.

In the afternoon, we will have the opportunity to take an optional 30-minute flight over the Nazca Lines in a small aircraft - this is by far the best way of seeing the figures, and we use a local operator with an excellent safety record. The Nazca Lines are a series of figures, lines, and geometric shapes that were etched into the ground of the desert plateau over a thousand years ago by the ancient Nazca culture, and their purpose is still unknown to this day.

In Nazca we will camp at a well-equipped campsite.

Estimated Drive Time - 4-5 hours.

Activity

Approximate Cost

Visit to the Nazca Lines

PEN 3

Fly over the Nazca lines

USD 130

Visit the incredible ancient Nazca sites of the Chauchilla Cemetery and the nearby Cahuachi Pyramid

Included in Kitty

About Nazca:

Nazca is home to the famous and mysterious Nazca Lines, enormous geometric designs and petroglyphs inscribed on the ground of the desert on the arid high plateau between Nazca and Palpa - some of the figures are over 200m across in size. Many of the lines form stylised depictions of animals, such as monkeys, spiders and hummingbirds, as well as trees and other designs.

Archaeologists believe the Nazca Lines were created between 500 BCE and 500 CE by the Nazca culture - although scholars are unsure as to

their exact purpose, but they almost certainly has religious significance to the Nazca. The designs are simply shallow lines made in the ground by removing the reddish pebbles and uncovering the grey ground beneath.

The Nazca Lines were discovered in 1927 by Peruvian archaeologist Toribio Mejia Xesspe, and later famously studied by the German archaeologist Maria Reiche. You can view the lines from a viewing tower or take a flight in a small plane to see them from above. Close to the town are the sites of the ancient Nazca city of Cahuachi and the Chauchilla Cemetery, where you can see the tombs of people of the ancient Nazca civilisation. It is something of an eerie sight to see the skulls, bones and even hair of the dead, preserved in a remarkable state thanks to the dry desert air.

Day 15: Huacachina (Tue 26 May)

Today we continue north, stopping at a viewing platform to get a glimpse of some of the Nazca Lines.

We will arrive at the stunning desert oasis town of Huacachina, where we have the option to head out for an evening of sand boarding and dune bugging and the further option to camp out under the stars in the deserts.

For those that do not wish to participate in the optional camping in the desert, in Huacachina we will stay in dorm accommodation in the village itself.

Estimated Drive Time - 3-4 hours.

Activity

Approximate Cost

Head out for an exhilarating dune buggy ride and sandboarding trip into the sand dunes of Huacachina, followed by a camp out around the fire and under the stars in the beautiful deserts

USD 60

About Huacachina:

Huacachina is a sparkling oasis nestled in the deserts near Ica in northern Peru - an area that is more reminiscent of the Sahara than South America! The picturesque lagoon is surrounded by palm trees and towering sand dunes and creates a tranquil oasis in the dusty coastal desert. The small town here has become a popular destination for travellers due to its incredible sand boarding and dune bugging opportunities.

Day 16: Lima, Ballestas Islands (Wed 27 May)

Today we will drive the short distance to Paracas and board one of the local boats for an included trip to the Ballestas Islands to view its incredible array of resident wildlife and birds.

After lunch, we will continue north to arrive at the chaotic Peruvian capital of Lima.

In Lima we will stay in a comfortable hotel in the city's historical centre.

Estimated Drive Time - 5-6 hours.

Activity

Approximate Cost

Boat trip to see the seals & seabirds on the Ballestas Islands

Included in Kitty

About Lima:

Lima is Peru's buzzing and busy capital city, and the second-largest city in the Americas behind São Paulo! Despite its colossal size and chaotic areas, if you explore the capital's streets, parks and plazas you'll discover a real gem of a city.

Lima was founded by the infamous Conquistador Francisco Pizarro in 1535 and was originally the administrative centre for Spain's Viceroyalty in South America, making it the continent's most important city for nearly three centuries. It became a city of great wealth financed by the massive quantities of gold and silver that were mined in the area, and became the capital of independent Peru after its liberation from the Spanish in 1821.

There are many museums in Lima showcasing the finest artefacts from the country's many ancient civilisations, and you can visit the finely preserved catacombs at the Church of San Francisco. There are many excellent restaurants in the city and a thriving nightlife in the lively district of Miraflores.

About Ballestas Islands:

The Ballestas Islands are a series of rock formations in the turbulent waters of the Pacific just off the coast of Paracas. Sometimes referred to as the "poor man's Galapagos", the islands have an abundance of wildlife, including Humboldt penguins, Blackish oystercatchers, cormorants and Peruvian boobies living alongside vast colonies of sealions, all noisily crowding the Ballestas coastline and jostling for space. The wildlife is fantastic to see on a boat trip around the islands.

The startling biodiversity around the Ballestas Islands and the Paracas National Park is the result of two merging currents in the Pacific - the warm northern waters of El Niño and the cooler waters of the Humboldt. The climatic conditions produced by the combination of these two currents create the perfect environment for a proliferation in the number of plankton and phytoplankton, the core constituents in the diet of fish.

Day 17: Lima (Thu 28 May)

Border information: if finishing in Lima, you will most likely exit Peru at Lima Jorge Chavez International Airport (IATA code: LIM).

Today is the end day for passengers finishing their trip in Lima. Please note there is no accommodation included on the trip tonight - please

contact the Dragoman Sales team if you are interested in booking extra nights of accommodation in order to fully explore and take part in some of the optional activities listed below.

Activity	Approximate Cost
Visit the Gold Museum & Catacombs of Lima	PEN 33
Visit the beautiful Baroque cathedral of San Francisco in Lima's historical centre, and explore the morbidly fascinating catacombs underneath	PEN 15
Visit the excellent Museum of the Nation in Lima, which has numerous exhibits highlighting many of the pre-conquest civilisations and an outstanding photo exhibit on Peru's Internal Conflict of the 1980s and 1990s	Free
Explore the bohemian areas of Barranco and Miraflores on a cycling tour of Lima	USD 50
See the incredible 'Magic Water Circuit' in Lima's Parque de la Reserva, an astounding evening display of water, music, light, images, and laser effects across 13 huge water fountains	PEN 4
Explore the Rafael Larco Herrera Museum in Lima, containing the largest private collection of pre-Colombian art in the world	PEN 30
Take a cebiche and pisco sour class at one of the top restaurants in Miraflores, a lively district of Lima	USD 40

IMPORTANT NOTES

The routes, activities and places visited described in these trip notes are intentions and are meant as a rough guide only.

These trip notes have been compiled to help you prepare for your journey once you have booked. They include the full itinerary and dates, and information about kit lists, meeting hotels, insurance, vaccinations, visas, and other information that will help you get ready for your trip.

We update these notes regularly, so please ensure you have an up-to-date version of these trip notes.

We intend to follow the planned route but exact night stops and inclusions cannot be guaranteed. It

sometimes happens that we decide to make a change to our planned itinerary. This may be for a variety of reasons - climatic, road or bureaucratic conditions may demand it. By their very nature, overland itineraries need to be flexible and the regions that we are travelling through are often unpredictable. We run adventure journeys in off the beaten track areas, which often have poor infrastructure. You should expect that some of these areas do not adhere to 'Western' safety standards.

ALTITUDE WARNING

Warning - this trip goes above 2800m.

Please note that this trip spends time above 2800 metres/9200 feet where it is possible for travellers to experience some adverse effects on your health due to the altitude, potentially including Acute Mountain Sickness (AMS), High Altitude Cerebral Edema (HACE) and High Altitude Pulmonary Edema (HAPE).

Because of this it is very important that you make yourself aware of the cause and effects of travelling at altitude and monitor your health during this trip.

[For further information please click here to download our AMS information sheet](#) or refer to the following website: www.high-altitude-medicine.com

Your leader will also hand you a copy of the AMS information sheet during your trip as well as holding a short meeting prior to travelling to altitudes above 2800m/9200ft for the first time.

If you are starting your trip in a destination above 2800m/9200ft we strongly advise reading this information prior to arrival.

Some Travel Insurance companies will stipulate a maximum altitude limit. Please ensure that you are covered and if necessary pay the additional premium of extended cover.

THE WILD ANDES TREK, CLASSIC INCA TREK AND TRAIN PACKAGE – MORE INFORMATION

THE WILD ANDES TREK

Dragoman first developed and launched their pioneering **Community Trek**, the **Tarpuy Yachay project**, in 2006 - a fantastic, award-winning alternative to the Classic Inca Trek, the project also helped several educational and sustainable development initiatives in the Andean villages of Quishuarani and Cuncani.

After almost a decade of this successful venture, we decided that our support could be better used in a new area. In 2013, Dragoman developed an exclusive, brand new Community Trek to take our passengers really off the beaten track, to enjoy pure, unspoilt Andean trails, explore remote Inca ruins, whilst at the same time finding new ways to 'give back' to the people of the area. We have done this by funding the release of alpaca herds, offering training to local people in animal husbandry and weaving to provide a source of income. Another aspect of this project has been reforestation, which is crucial for preventing landslides to protect the local area.

In 2016, we decided to rename our Community Trek "the **Wild Andes Trek**", because we feel it better represents the trek we run. However, nothing has changed but the name - Dragoman's firm commitment to genuine, responsible tourism continues as it always has, so rest assured that whilst you take to the mountains your money is supporting local people. The Wild Andes Trek follows the same route that we have been following since 2013, which boasts some of Peru's most spectacular and remote mountain scenery.

THE CLASSIC TREK

Of course if you prefer, there is also the option to complete the Classic Inca Trek, so called, because the trek follows the old royal route to Machu Picchu. Over the course of four days you will trek over 40km through farmland, cloud forest and mountain scenery, the trek culminates on the final morning where you will rise early to trek to Intipunku, better known as the Sun Gate, where you will catch your first glimpse of Machu Picchu. Here we can take our time to watch the mist clear over the Citadel, and walk down to the

site and have some time to enjoy it before we have our guided tour.

THE TRAIN PACKAGE

For those of you who would prefer to take Machu Picchu at a gentler pace, we offer our non-trekking, Train Package. As part of this package you will enjoy a guided tour of Sacsayhuaman and the Sacred Valley, followed by 2 days to relax or explore Cuzco at your own pace. Finally you will transfer to Ollantaytambo where you will spend the night in a lovely hotel and have time to explore the fascinating and impressive fortress here. Our your final morning you will take the train to Aguas Calientes, and then onwards to Machu Picchu for your tour and free time to explore.

GENERAL

Whichever option you choose, you are sure to have an unforgettable experience at one of the most impressive and iconic World Heritage Sites.

The kitty has been budgeted to include the cost of the Classic Inca Trek as this is the most expensive option. This means that you will receive a small kitty refund if you do the Wild Andes Trek, and a substantial kitty refund if you do the Train Package.

All three trekking groups will return to Cuzco by train and private transfer. Please note that during high season or in the case of late bookings, some trekkers may be booked onto a later train. You will always have a Guide to accompany you back to Cuzco but you should be prepared for a later arrival.

PLEASE NOTE: You must tell us at the time of booking if you want to book the Classic Inca Trek or the Train Package. If you do not tell us this you will automatically be booked onto the Wild Andes Trek.

In order to book the relevant permits and tickets, it is vital that you provide the following information at the time of booking:

- Full name (EXACTLY as it appears in the passport you are travelling on)
- Date of Birth
- Gender
- Passport Number
- Passport Expiry Date

Please be sure that all the details are correct and are for the same passport on which you will travel to Peru - any changes made after your application is submitted may not be granted and will involve fees being charged to you. Changes to name and nationality after your application is submitted are absolutely not allowed, so please ensure no changes of this sort will be needed.

There is an overlap for the Inca treks. This means a group starting a trip in Lima or La Paz will do the Inca trek at the same time as a group starting their trip in Cuzco. This means there could be several groups on the Inca trek at the same time.

Inclusions

Wild Andes Trek	Classic Inca Trek	Train Package
Professional bi-lingual Guides	Professional bi-lingual Guides	Professional bi-lingual Guides
Guided tour of Sacsayhuaman, Ollantaytambo and Machu Picchu	Guided tour of Sacsayhuaman, Ollantaytambo and Machu Picchu	Guided tour of Sacsayhuaman, Ollantaytambo and Machu Picchu

All transport between Cuzco and Machu Picchu	All transport between Cuzco and Machu Picchu	All transport between Cuzco and Machu Picchu
Return Train from Ollantaytambo to Aguas Calientes	Train from Aguas Calientes to Ollantaytambo	Return Train from Ollantaytambo to Aguas Calientes
One night accommodation in Ollantaytambo	One night accommodation in Ollantaytambo	Three nights accommodation in Cuzco and one night accommodation in Ollantaytambo
Entrance to Machu Picchu	Entrance to Machu Picchu	Entrance to Machu Picchu
High quality double-occupancy tents, sleeping mat and camping equipment	High quality double-occupancy tents, sleeping mat and camping equipment	
Hot water in the morning for washing	Hot water in the morning for washing	
Drinking water throughout the trek	Drinking water throughout the trek	
Dining tent, kitchen tent, latrine tent	Dining tent, kitchen tent, latrine tent	
First Aid Kit and Oxygen	First Aid Kit and Oxygen	
Team of Camp staff, Porters and Cooks	Team of Camp staff, Porters and Cooks	
All camping meals (vegetarian and gluten free meals can be catered for)	All camping meals (vegetarian and gluten free meals can be catered for)	
Pack animals and emergency horse in case of injury		

BENEFITS OF THE WILD ANDES TREK

- Protecting the environment - reducing the number of people travelling on the Classic route to minimise the impact on these ancient paths.

- Responsible Tourism - providing funding for reforestation of the area, to reduce landslides.
- Sustainable - providing funding to introduce Alpacas and training in animal husbandry and weaving to create a sustainable source of income from the animals
- Trekking virtually deserted routes, with no other tourists - so you are free to enjoy the surroundings without feeling rushed or crowded
- Arriving to Machu Picchu well rested and refreshed after a comfortable night in a hotel in Ollantaytambo - ready to get the most out of the visit to this unforgettable site. (NB we do not trek into Machu Picchu, we arrive by train and bus from Ollantaytambo)
- Time to explore the citadel of Machu Picchu, many group members chose to trek up to the Sun Gate to see the famous view, after their tour.
- Trekking a unique route in the Andes

Benefits of the Classic Inca Trek

- The original Royal route is still the most popular trek because of its history (trekking is limited to 500 people per day departing on the trek, which still can feel crowded at times)
- The Classic Trek is not quite as challenging as the Wild Andes Trek as the passes are not quite as high. That said, it is still a pretty tough and you will need to be reasonably fit.
- There are fantastic views of varied terrain from cloud forest to mountains.
- The Classic Trek culminates with a morning trek to the Sun Gate, where you will experience your first glimpse of Machu Picchu (this is the only trek to do this).

Trekking Fitness

Trekking at altitude should not be undertaken lightly. Regardless of which trek you choose, you need to be in good health with good physical fitness to enjoy the experience. It is not about speed; trekking slowly is far better at altitude but you do need to have the stamina to keep going and altitude can have a negative impact on your general condition and physical performance. For your own safety you must accept that it is at the complete discretion of the professional trekking guides to decide if you are not fit enough to trek, whether it be before or during the trek. The Wild Andes Trek reaches 4,700 m in altitude when we cross one of the passes. The trail can be steep and rocky but has few steps. The Classic Inca Trek has lots of steps and the highest pass is Dead Woman's Pass at 4,200 m. If you are in any doubt about your suitability to trek please consult your local doctor. We recommend arriving in Cuzco at least 24 hours prior to your trip starting (if you are joining in Cuzco). It is also important that you inform your trekking guides and Tour Leaders of any pre-existing medical issues, as well as any medications you may be taking, especially medication for altitude sickness.

Trekking - what to bring

Tents, sleeping mats and all food and drinking water during the trek are provided, as well as duffle bags for your personal gear that you don't need to access during the trekking hours (such as sleeping bags and extra clothes). On the Wild Andes Trek your duffle bag will be carried by pack animals and on the Classic Trek your duffle bag will be carried by porters. Please note that there is therefore a strict weight limit of 6 kgs per bag. You will have to carry your own daypack with any items you need during the day.

You will need to be prepared for 4 seasons' weather in one day. Basically it will be cold after dark and in the mornings. During the night you will need to layer up with thermals and warm socks. In the morning when you've walked for a little while you will warm up and gradually strip off. Think layers! Wild Andes trekkers, you should also bring a set of clean clothes for the night you will spend in Ollantaytambo where you have hot showers and the evening meal out in a restaurant.

Some very useful things to bring:

- Daypack (less than 30 litres)
- Waterproof bag(s) to keep your stuff dry (bin liners or similar are fine)
- Warm sleeping bag (also available to rent from our local supplier)
- Sleeping bag liner (for extra insulation)
- Sleeping mat (only if you want extra insulation/padding as a mat will be provided)
- Walking stick (basic wooden sticks will be available to buy)

- Water bottle(s) with a total capacity of at least 2 litres
- Head torch or normal torch
- Small towel
- Camera (also charger, extra batteries and memory cards)
- Walking boots
- Light shoes or sandals (to allow your feet to relax and breathe during the evenings)
- Waterproofs
- Thermal underwear
- Warm socks
- Fleece or other warm sweater
- Woolly hat & gloves
- Sunglasses
- Sun hat
- Basic toiletries (lip salve, sun block, insect repellent, wet wipes, hand sanitizer, etc)
- Toilet paper + plastic bags to carry your used toilet paper with you (only needed during the trekking hours, at night a dug toilet with toilet paper will be provided)
- Basic medical kit (any personal medication, plasters, painkillers, etc)
- Pack of cards / book / game for evenings
- Money (for souvenirs, snacks, drinks, food, etc + tip for the guides and porters)
- PASSPORT + passport photocopy
- Cuzco Visitor's Ticket (this will be arranged for you by your tour leader)

We recommend a tip of US\$20 for your guide and perhaps US\$30 for all the rest of the staff.

Responsible Trekking

Frostbite, altitude sickness and even death can be the cost for the guides and trekking staff. Tourism Concern has a campaign aimed to put a stop to the abuse of trekking staff's human rights. Equally pack animals suffer abuse and mistreatment. Mountain trekking is exhilarating and challenging, but how could many of us do it without the assistance of trekking staff? Once they have started a trek, trekkers are often horrified by the reality of the working conditions for the staff.

The prices that tour operators charge for trekking does vary enormously, mainly due to the rates of pay and conditions that the trekking crew receive. It is easy to book a trip based purely on price, but in the case of trips involving Inca trails, this will probably be because the tour operator is using local suppliers without regard to the treatment of porters and guides.

In keeping with our Responsible Tourism Policies, Dragoman has a strict Suppliers' Policy, which also covers our trekking partners. We follow Tourism Concern's policies on trekking companies and the way that guides, porters or animals are looked after. We therefore use a local Cuzco-based trekking company called Andina Travel to run all our Inca trails trekking trips. They have an excellent trekking record and good, knowledgeable guides. They have been at the cutting edge of developing codes of responsible tourism practice and involving the local Quechuan communities in the development of their various treks. They supply us with evidence of their code of practice concerning their guides, staff and pack animals.

Please bear this in mind when deciding which travel company you will travel with. Remember many of the trekking organisations, as well as many overseas tour operators who use these suppliers, are happy to promote low cost trips, even if it is at the expense of the welfare of the guides and porters that they use.

Communities Supported

The communities that we support are remote Andean farming communities with traditions dating back to the Incas. They are primarily Quechua speaking, with some Spanish, and little contact with the general population. Their daily lives consist of potato cultivation, weaving, and the herding of llamas, alpacas, and sheep. Considered by the Peruvian government to be living in extreme poverty, they often face malnutrition, severely cold weather, poor hygienic conditions, and little medical or health assistance. Villagers live in thatched-roof stone huts and cook with firewood. Because of the disproportionate supply and demand of native trees and bush, there is a great need for an effective reforestation project in the

area. Since 2006, Dragoman has worked with Ecoam (who helps us with our reforestation project) and thanks to the support from Dragoman and our passengers, the area we used to visit around Quishuarani, Cuncani and part of the mountain range of Lares has been declared a Private Landscape Reserve.

The fairly recent introduction of tourism to the region has brought some needed assistance and economic development to the communities, but there is still much more to do. Our local trekking operator working within the guidelines of sustainable tourism has met with the communities and discussed the pros and cons of tourism in the area. Together they have established still un-official guidelines for trekking and tourism through the Cordillera such as: established campsites to avoid contamination of community areas, use of community animals and personnel on treks, training of community members through workshops on camp maintenance, hygiene, client service to enhance their economic viability, maintenance of camp trails, camp sites, and environmental conservation. Many agencies respect these guidelines, but because making things official often brings on unwanted government intervention, they are an informal agreement between the communities, agencies, and tourists.

MULTIPLE DEPARTURES AND AMENDED ITINERARIES

South America is very busy for travel at certain times of the year, particularly in connection with the Carnival in Rio de Janeiro but also at other times of the year. Please note that there may be more than just one truck on your specific departure date, and these trucks will travel in parallel with each other.

Trucks on multiple departures will operate on slightly different itineraries and your day to day itinerary may vary from your trip notes. You will of course still visit all the highlights listed, and the presence of other trucks can make for a great atmosphere. If you should have any concerns then please contact your sales agent.

Even on the majority of our trips where there is only the one truck, you may from time to time meet up with other groups at points on the road, and may partake in activities jointly with other groups on these occasions.

This may also occur occasionally in Africa, but is very unlikely in Asia or North and Central America.

PHYSICAL PREPARATION

SOUTH AMERICA PHYSICAL PREPARATION

South America is diverse continent, from high altitudes in the dry Andes, the steamy and humid Amazon, the cold moorlands of Patagonia, to the lush green pampas of northern Argentina. You should therefore be prepared for the full gambit of climates. There will be time for hiking and many other activities such as horse riding and white water rafting, and you will need to be reasonably fit to be able to participate in everything on offer.

Overland travel can be demanding - long, rough travel days, dusty conditions can be challenging to some. You will need to be fit enough to help every day with the camp chores (cooking, washing up, general camp set up) as well as putting up and taking down your own tent. There are some long driving days and some early morning starts.

The step up into the overland vehicle, while not overly high can become tiring and you need to judge yourself to be physically fit enough to haul yourself up and down the step at least 8-10 times a day. By and large the South America trips have a good range of hotel accommodation mixed up with camping so that life is not too rough.

We will be travelling to areas in remote locations where medical assistance will not be available. If you have a medical condition such as a heart condition that would put you at risk, we would suggest that this is not the trip for you. Also, please be aware that should an emergency occur, there is likely to be a considerable delay in accessing medical care, and by joining our trip you accept this risk.

VISA INFORMATION

Many countries that we visit on our travels will require visas to enter. Some are best obtained before you leave home, and others can be obtained en-route. Whilst the ultimate responsibility for obtaining visas is yours, we will endeavour to assist you wherever possible.

The visa requirements for your trip vary depending on where you are from and where you are going. The information provided is given in good faith and we do try to keep the visa information as up to date as possible. Please read the information very carefully to make sure everything is clear and you aware of what you need to do. Please also be aware that rules surrounding visas do change, often suddenly, and without prior warning. This is why it is important that you also double-check the information we provide for yourself.

For visas that are needed in advance, you may wish to submit the applications directly to the relevant embassy or consulate. If you require any supporting documentation for your visa applications, Dragoman will obtain this on your behalf as part of your trip price - we will contact you to request additional information in order to make this application for you.

However, for trips that involve multiple visas, you may find it beneficial to use a specialist visa agency to assist you with your applications. While this does sometimes increase the cost, it usually makes the process much easier for you.

As you will often need to submit your passport together with your applications, we recommend that you avoid making any travel plans in the weeks leading up to your departure.

Most countries require that your passport is valid for at least 6 months after your entry into the country.

For trips that are not yet guaranteed, you may find yourself in the position whereby you will need to start the visa application process prior to your trip being guaranteed - in this situation we still advise you **not** to purchase flights until your trip is guaranteed. However, you **can** start your visa application process, ensuring that when applying for your visas or letters of invitation that you allow several days before and after your entry into the country to allow for delays, availability of flights, etc.

PERU

Citizens of the UK, Ireland, Australia, New Zealand, USA, Canada and all EU countries **will not** need a visa to visit Peru as a tourist for up to 183 days.

Citizens of other countries should check with the relevant consulates as to whether a visa is required. If a visa is required, you will need to obtain it **in advance**. Only a very small number of nationalities will require a visa.

FLYING TO CENTRAL OR SOUTH AMERICA VIA THE USA OR CANADA

If your flight to Central or South America goes via the USA, then you **must** obtain an Electronic System for Travel Authorization (ESTA) before travel (except for citizens of Canada, who will not require this). Citizens of the UK, Ireland, Australia, New Zealand, Japan, South Korea, Taiwan and most EU countries are part of the USA's Visa Waiver Scheme and are eligible to obtain an ESTA.

An ESTA must be obtained **online** and **in advance** via the following link and paying the appropriate fee - <https://esta.cbp.dhs.gov/esta/> - please note that you will be denied boarding your flight if you do not have this arranged.

If you are not eligible for an ESTA, then you will have to obtain a B-1/B-2 visa for temporary visitors, and you will need to obtain it **in advance**. In this case it would be advisable to book flights that do not go via the USA.

Please note that if you have travelled to Iran, Sudan, Iraq or Syria since March 2011, or hold dual-nationality with one of these countries, then you will not be eligible for an ESTA and must instead apply for a visa. There are some exceptions to this, please see the following link for more details - <http://www.state.gov/r/pa/prs/ps/2016/01/251577.htm>.

Similarly, if your flight to Central or South America goes via Canada, then you must obtain a Canadian Electronic Travel Authorisation (eTA) before travel (except for citizens of the USA, who will not require this). Citizens of the UK, Ireland, Australia, New Zealand, most EU countries, South Korea and Japan are part of Canada's Visa Waiver Scheme and are eligible to obtain an eTA.

An eTA must be arranged **online** and **in advance** - please go to <http://www.cic.gc.ca/english/visit/> , apply and pay the appropriate fee.

If you are not eligible for an eTA, then you will have to obtain a Temporary Resident Visa, and you will need to obtain it **in advance**. In this case it would be advisable to book flights that do not go via Canada. Please note that several Eastern European nationalities will need a visa.

PERSONAL SPENDING

SOUTH AMERICA CURRENCIES AND CASH

It is not really worth trying to buy local currencies before you travel. Bear in mind that many countries have strict regulations about the amount of their own local currency you are allowed to import - if you are found with amounts in excess of the allowed amounts, it may well be confiscated!

For obvious security reasons we hesitate to recommend you bring lots of cash with you, a sensible mix of cash and ATM cards is best. Most of our past passengers have said they wished they had been told to bring more cash. Apart from the convenience of being able to change money in many more places, you will sometimes get a much better exchange rate for cash.

More and more people are choosing to travel with cash passports such as TravelEx cards (you can visit www.cashpassport.com for further information on these). This is a very secure way of carrying your money whilst travelling. You treat them exactly like an ATM card and draw out local currency from an ATM within each country.

Travellers cheques have become increasingly difficult to change in South America with passengers and our leaders experiencing huge frustration and numerous hours spent trying to find a bank which will change travellers cheques. For this reason we no longer accept them on our trips and do not recommend that you bring them for your personal spending money.

You should take a mixture of denomination notes. Banks and moneychangers in most countries will now only accept bills with a metallic strip running top to bottom of the bill and which are **no more than 8 years old**. You should not take worn or damaged notes, or any that have been written on. Brazil can be difficult for changing money, so it's handy to have a cash card as backup. Please bring a mixture of small and large denominations as in more remote areas it can be hard to change amounts over USD50.

Please note that due to a recent counterfeit scam central banks in several South American countries (Ecuador, Peru, Bolivia and Chile) have temporarily banned the circulation of USD100 notes bearing a series 2001 production date and a serial number starting with the letters CB or CF and ending in B2. The serial number is printed in green on the emblem.

Cash machines are readily available in most areas but are not always reliable therefore we recommend that you do not rely on them as your only source of cash. ATMs can be difficult to find sometimes in remote areas, especially in Patagonia. Credit cards such as Visa, MasterCard and American Express are the most commonly accepted, but be prepared for very high commission charges. Please do not rely on cards for daily use, as they are not always accepted outside of larger towns and cities.

PERSONAL SPENDING - SOUTH AMERICA

Based on the range that previous travellers have spent in South America, we recommend you allow between USD15 and USD30 per day. This amount is usually lower in Bolivia, Ecuador and Peru but slightly higher elsewhere.

This will covers expenses such as your optional activities, drinks, meals whilst out and also when staying

in hotels, souvenirs, tips and personal permits.

WHAT ELSE YOU NEED TO KNOW

Overland Lifestyle and Trip Suitability

Dragoman was founded in 1981, and has had many years of experience of leading overland trips across 4 continents. Overlanding is all about sharing a great travelling experience with like-minded people. On your trip you'll travel in one of Dragoman's purpose-built iconic expedition vehicles on an off the beaten track adventure along rugged roads, experiencing the sights, sounds and smells of the world up-close. Your journey will be overland, sometimes across vast distances, so some long days spent driving are inevitable - but these will be interspersed with breaks of a day or two at a destination or activity. On an overland journey, you are more than just a passenger and everyone gets involved setting up camp - we supply the tent but it's up to you to pitch it! As part of your trip, you will be assigned a truck job which could be collecting firewood or water, luggage loading, organising food, stores, etc.

Like all great adventures, the more you put in the more you'll get out!

We are looking forward to welcoming you on one of our overland journeys, but before we do there are a few things we would like to draw to your attention.

[Back to top ^](#)

Who Travels with Dragoman?

Our groups are made up of people from around the world, and are always an interesting mix of nationalities and ages. On average there is a pretty even split between males to females, and between solo travellers, couples and small groups of friends. We believe that overlanding should be open to as many people as possible, and so although we have a minimum age limit of 18 (or 7 on our Family Trips), as long as you are fit, healthy and passionate about travel, we are happy to take you, whatever your age is. One of the wonderful aspects of group travel is the camaraderie and friendships that are formed along the way, and the variety of people that you will meet.

[Back to top ^](#)

Group Size

The maximum group size we take on our overland journeys ranges from 19 to 22 depending on the geographical location; however the average number of passengers is more likely to be around 16.

Please note that there is an overlap of 2 trips in Cuzco and during the Inca Treks. This means a group starting a trip in Cuzco will embark on the Inca Trail at the same time as a group finishing in or travelling through Cuzco. In practical terms this means there could be more than 22 group members in Cuzco and on the Inca Trail at the same time.

Please note that there is also an overlap of 2 trips in Zanzibar. This means a group starting a trip in Nairobi, for example, will visit Zanzibar at the same time as a group starting their trip there. In practical terms this means there could be more than 22 group members in Zanzibar at the same time.

Please also note that on some departures there may be more than one truck doing the same route. This means that you will be in the same hotel or campsite as another Dragoman group on some days. To ensure that you are not always at the same place at the same time as another group, your itinerary will most likely be slightly altered from the itinerary advertised in these trip notes.

Our Crew and Guides

Our crew are passionate about travel and are always up for adventure. It takes someone special to become a Dragoman leader. Our crew undergo the most intensive training program of all the overland companies, spending 8 weeks learning the ropes at our base in Suffolk, UK, and then up to 6 months on the road as a trainee. Our crew are trained to manage and operate the trip safely and efficiently and their duties include: planning the trip according to the itinerary, driving and maintaining the truck, securing

services of local guides, general logistics, health and safety, liaising with bureaucracy, dealing with issues where needed and offering advice and support to our customers. In addition they have a basic knowledge of the places visited and will be able to offer suggestions of things to do and see. Dragoman endeavours to provide the services of experienced crew, however, due to the seasonality of travel, situations may arise where your tour leader is new to a particular region or training other crew, new to the area.

On all Dragoman overland trips, we usually have 2 western crew but please be aware that there may be times when one crew member has to leave the trip due to unforeseen circumstances such as visa issues, illness of a group member, etc. On some of our trips we have 1 western crew and 1 local driver instead of 2 western crew. On trips south of Nairobi in East and Southern Africa we will also have an African camp master/cook who is in charge of running the camp and organising all of the meals. Their knowledge of the local produce makes shopping at the markets great fun and you will learn how to prepare and cook some unusual dishes.

On the majority of our trips in Ethiopia, Sudan, Central Asia, China and South East Asia, in addition to our crew we will have a local guide on board who will travel with us for the entire duration of our time within one country. In these cases, the local guide becomes a third crew member and is able to offer their local knowledge as well as an insight into their country and the lives of the local people.

In most other areas of Africa, the Americas, India and Turkey, in addition to our crew we will employ local guides in specific locations of interest (for just a few hours up to a few days).

Your crew have a duty of care to all members of the group and therefore they have the authority to ask you to leave the trip if you require serious medical assistance, you are behaving in an anti-social manner or refuse to comply with local laws and customs. In all matters relating to the trip, the leader's decision will be final and we appreciate your respect of this.

Accommodation on Tour

Dragoman's overland trips are designed for shared accommodation, whether camping or staying in hotels or hostels, and therefore do not involve a single supplement. Whilst our crew will do their best to accommodate couples travelling together in twin rooms, all our travellers should expect to stay in multi-share accommodation when staying in hostels, gers or yurts.

The type, variety and standard of accommodation will vary greatly depending on what options are available at the time; hotels can vary from very basic rooms without electricity or running water to high standard hotels with good facilities! Generally in hotels most rooms will be single sex, twin-share, but in South America many rooms are triple/quad-share. Hostels, gers and yurts are nearly always multi-share and may be mixed sex.

The campsites will range from rather basic to those with excellent facilities, including swimming pools, restaurants and bars. In some cases it may also be possible to upgrade locally to bungalows, lodges or even tree-houses. One of the highlights of overland is that in more remote areas we will camp away from the tourist crowds. Occasionally on some of our trips we are able to stay in villages or local homestays allowing us to get close to the indigenous population and ensuring that our money stays within the local community.

[Back to top ^](#)

The Kitty

In addition to the trip price on our overland trips, you will also be required to pay a kitty specified for your trip (please note that there is no kitty on our Family Trips). The kitty is payable in installments at the start of each section of the trip for combination trips, and in full at the start of the trip for individual trips. Each customer joining a trip pays their kitty into a central fund. The fund is managed by the Dragoman crew and the kitty accounts can be viewed by all throughout the trip.

The kitty covers all things that the whole group does, such as:

- Hotel accommodation and campsite fees
- Meals whilst camping (not whilst staying in hotels)

- Activities listed as included (e.g. National Park or historical site entrances, excursions, etc.)

The kitty system is unique to overlanding and allows us to have flexibility and transparency on our trips. You can see exactly how your money is being spent and ensure that you are getting the best value by buying locally. It also helps to keep the costs competitive and save on administration costs so that we can pass the saving on to you. Dragoman makes NO PROFIT on kitties, as they are the group's fund. If there is money left in the kitty at the end of your trip, then this is divided between the group and you receive a refund.

Once you book your trip it is very important that you check our website on a regular basis and just before departure for any changes to the kitty amount. We constantly update the kitty prices on our website and the kitty advertised in the brochure is an estimate at the time of printing. Prices can go up or down with no notice, and exchange rate fluctuations will affect costs.

The kitty is payable in full at the start of your trip (in instalments at the start of each individual trip on combination trips). Alternatively you can pay in advance via a bank transfer 3-4 weeks before the start of your trip - please see http://www.dragoman.com/files/Kitty_doc_v10.pdf for more details - this information sheet will also be sent in your booking confirmation upon booking a trip and can be found on www.dragoman.com/overlanding/planning-your-trip/money. Please also note that prepayment is not available for our trips to West Africa, Iran, Tajikistan and any trip in Africa north of Nairobi.

If you are bringing the kitty out in cash, please ensure your USD notes (EUR notes if your trip goes through West Africa) are clean and undamaged and **no more than 8 years old**. If needed, your tour leader will be able to accept some of the kitty in local currency, and they will let you know the exchange rate locally. In most destinations you can withdraw local currencies from ATM machines, using either a cash passport or a credit/debit card. However, please bear in mind that most cards have a maximum withdrawal amount per day, local ATMs may run out of cash, and your bank could block the card despite you warning them of your travel plans, so it could be impractical to try to get the entire kitty out from an ATM.

We cannot accept traveller's cheques on our trips.

[Back to top ^](#)

Meals and Group Participation

On an overland journey you are more than just an individual passenger - you're part of the team. You are expected to pitch in to set up camp, shop for food, cook and generally help out. As part of your trip you will be assigned a truck job which could be collecting water and firewood, sweeping out the truck, loading the back locker, etc. While camping on overland journeys, the meals are included in the kitty. This means that you will have to work together to cook for everyone in your group. You will be divided into smaller units of 3-4 people and take it in turns to cook for the whole group according to a rota system. When it is your group's turn to cook you will have to plan the meal, shop for the ingredients in local markets or supermarkets and then prepare the meal for the whole group. The secret to cooking for 20+ people using a basic camping kitchen is to keep it simple! (On trips south of Nairobi we have a cook on board the truck; however you will still be required to help them to prepare meals).

An example of a typical camp breakfast might be toast with spreads, fruit and cereal as well as tea and coffee. When time allows it will also be possible to serve something hot such as eggs or pancakes. Lunch is almost always a sandwich heaped high with healthy salad and assorted fillings, with fruit to follow. Dinner might be a BBQ, risotto or pasta dish and there is always the chance to try some local cooking. Generally our passengers find the more they put into a trip, the more they benefit from it.

[Back to top ^](#)

Dietary Requirements

If you have any dietary requirements please tell us at the time of booking and tell your crew at your welcome meeting. Our crew will try to cater for any particular dietary requirement or food intolerance whenever possible. However, it must be remembered that it may not always be possible and the variety of dishes may be severely limited in comparison to those available to others. If there is anything in

particular you require in your diet, that you would miss from home, or because of an allergy would miss out on, it would be best to bring this with you. Depending on your particular requirements, you may need to allow yourself some extra spending money to allow you to purchase extra food items.

[Back to top ^](#)

Itineraries

Our itineraries are developed and published with the best of intentions, however travel in more remote areas of the world is unpredictable – borders can close, there can be extreme adverse weather, strikes or maybe mechanical issues that affect the running of your trip, but equally due to the nature of our trips we can often spontaneously include a local festival or event into the itinerary. This being said, the safety of our passengers, leaders and operators is a priority for us. With this in mind we monitor world events very closely. By the very nature of the adventure travel that we take, there are risks and hazards that are inherent in our itineraries. We make operational decisions based on informed advice from a number of sources, including the British Foreign and Commonwealth Office travel advice, reports from other travel companies and local suppliers, leaders' reports from off the road and local contacts we have built up over many years of experience.

[Back to top ^](#)

British Foreign Office Travel Advice and Warnings

Dragoman follows the British Foreign Office Travel advice when deciding where and where we are unable to travel. We will base our decisions on itineraries and alterations to published routes based on their advice rather than the advice of other governments. We will advise you of any significant changes in advice before travel or whilst you are overseas.

However, we recommend you check the latest travel advisories from your own government for the country you are travelling to before you book and prior to departure. If there are any travel warnings present for the region you will travel to, as well as considering whether you are happy to travel despite the warning you must also check to ensure that it is not invalidating your travel insurance. Here are a few useful addresses:

UK - www.gov.uk/foreign-travel-advice

Australia - <http://www.smartraveller.gov.au/>

New Zealand - <http://www.safetravel.govt.nz/>

United States - <https://travel.state.gov/content/passports/en/country.html>

Canada - http://www.voyage.gc.ca/countries_pays/menu-eng.asp

We also recommend that you check out the UK Travel Aware website before you travel at <https://travelaware.campaign.gov.uk/>. This website offers straightforward travel advice, top tips, and up-to-date country information to help you plan a safe trip.

[Back to top ^](#)

Health

You need to be in good physical health in order to participate fully in our trips. When selecting your trip please make sure you have read through the itinerary carefully and assessed your ability to cope with our style of travel. To help you assess if this trip is suitable, please refer to the physical rating. The ratings for each trip are a good indication of how challenging they are and in some cases you should be prepared for some long driving days and possibly limited facilities. We are always happy to give extra advice if you have additional concerns. Please note that if, in the opinion of our leader, you are unable to complete the itinerary without undue risk to yourself and/or the rest of the group, Dragoman reserves the right to exclude you from all or part of the trip without a refund.

You should consult your doctor for up-to-date medical travel information prior to travel, particularly if you have a pre-existing medical condition. We also advise you to declare any pre-existing medical conditions

to your travel insurers upon purchase.

[Back to top ^](#)

Altitude

Some pre-existing medical conditions are known to severely worsen at high altitude and be difficult to adequately treat on the ground, leading to more serious consequences. It is imperative that you discuss your pre-existing medical condition/s with your doctor. We understand certain medications are reported to aid acclimatising to high altitude; please discuss these options with your doctor. For trips that travel to areas of high altitude, the tour leader will issue you with a self-assessment altitude questionnaire which allows you to monitor how you are coping with the altitude and informs you of danger signals so that you can report these as soon as possible, either to the tour leader or a medical professional.

[Back to top ^](#)

Yellow Fever

A valid international certificate of vaccination against Yellow Fever is required in many countries. You may need to present this on arrival at the airport or border crossing. Some countries will refuse entry if you are unable to present your certificate. It's also quite common for your home country to request a Yellow Fever certificate on your arrival back home.

It is your responsibility to check with your doctor well in advance of leaving home about the Yellow Fever requirements for the countries you'll be visiting.

Malaria & other mosquito-borne diseases

There is a risk of contracting malaria in some areas which we travel through. If your trip goes to areas with malaria it is always best to get expert advice before travelling about the types of malaria pills available, whether they are recommended, and take any that are prescribed as instructed. Consult your GP or travel clinic for the most up-to-date requirements.

Other mosquito-borne diseases such as yellow fever, dengue fever, chikungunya and Zika are continuing to spread and are becoming a bigger problem around the world. Mosquito bite prevention is vital to avoid contracting any of these diseases, as there are no vaccines or specific treatments available. Health professionals have issued warnings for pregnant women travelling to areas affected by the Zika virus. For more information about Zika please visit:

- WHO: www.who.int/en/news-room/fact-sheets/detail/zika-virus
- Center for Disease Control and Prevention: www.cdc.gov/zika

The Anopheles mosquitoes that transmit malaria usually bite between the hours of dusk and dawn, whereas the Aedes mosquitoes that transmit yellow fever, dengue fever, chikungunya and Zika bite both during the day and the night. To prevent being bitten, it is recommended to cover up by wearing long-legged and long-sleeved clothing, preferably light-coloured and buttoned at the wrists. Do not sleep without closing your windows, tent door, etc. and use a mosquito net in hotels or if sleeping outside where there are mosquitoes present. Use mosquito repellent applied directly to your skin or soaked into your clothing. Treating clothes and mosquito nets with a Permethrin solution also provides significant protection. It should be available at most travel stores. Mosquito coils are useful on still nights and in hotel rooms, but cannot be used inside the tents. For more advice on how to avoid bites please see: www.travelhealthpro.org.uk/factsheet/38/insect-and-tick-bite-avoidance

[Back to top ^](#)

Vaccinations

Recommended vaccinations and other health protections vary according to different regions and recent bulletins issued by health authorities. It is essential to get the latest specific health advice on the regions and countries you are planning to travel in, so please check with either your doctor or travel clinic in good time before you travel. The following websites are also a helpful resource: www.nathnac.net and www.fitfortravel.nhs.uk

In the UK, we have been working with Nomad Travel for many years and their website has comprehensive, up-to-date vaccination and health information. You will receive a 10% discount off all vaccinations given at Nomad Travel clinics.

Safety & Security

At Dragoman your safety is of paramount importance and we will do our best to ensure that your travel with us is safe and trouble-free, but we do ask that you take that little bit of extra care whilst you are away and to understand about the nature of this style of travel.

Of course we want you to have an enjoyable time, but you must also remember that part of the enjoyment of travel is experiencing a different way of life and cultures. This may also mean experiencing different safety and hygiene standards than those you are normally used to.

Therefore, please take note of the following safety tips and follow any local safety advice or briefings delivered by our crew or any third-party suppliers we use during your trip.

Transport Safety

- Our own vehicles have fully-fitted seat belts; make sure you always belt up.
- If you find a safety belt inoperable or missing on one of our vehicles, please inform the crew immediately.
- Unfortunately, we cannot guarantee that other vehicles we may use or recommend in some countries will be fitted with seat belts on every seat as it is not a legal requirement in much of the world.
- Please remain seated on board vehicles at all times when the vehicle is in motion.
- Never place luggage in the aisles or foot wells.
- Ensure you know where your nearest Emergency exit is; this may be a designated emergency exit, a window, a door, or a roof hatch.
- Check the location of the fire extinguisher and first aid kit.
- Follow any safety instructions provided by the crew/driver.
- Our vehicles are fitted with roof seats which can be used in certain conditions, such as when driving at low speeds, off main tarmac roads, etc. The roof hatches can only be opened and the roof seats used with the express permission of the crew and you must never sit in the roof seats without seat belts.

Road Safety

- Traffic in some countries travels on the opposite side of the road to what you may be used to, so ensure you look both ways before crossing the road.
- In many countries vehicles do not automatically stop at crossings and driving styles may be very unpredictable, so please remain very vigilant when near roads and vehicles.
- Crash helmets are often not provided with mopeds and motorbikes overseas – we do not recommend you hire these vehicles.

Fire & Other Safety - Hostels/Hotels/Homestays

- Ensure you know where your nearest fire exit is and check to ensure that it is operative.
- Check the location of the nearest fire extinguisher.
- Study the fire instructions in your room if available.
- Identify how to raise the alarm if a fire occurs.
- If a fire occurs, leave immediately; do not stop to collect your effects.
- Proceed to an assembly point well away from the building.
- Electrics in hotels in many of the places that we visit will not be up to the same standards as at home. Please ensure that you check rooms, especially bathrooms and are aware of any issues that look unsafe. If in doubt inform the crew who will endeavour to sort the situation out if possible.
- Staircases and stairwells are often built to a very different design than under western building standards. There may be no guard rails, be excessively steep, have dangerous gaps between the stairs and the wall, etc. At all times be aware and take appropriate and prudent care.

- We often stay in homestays and farmstays. These may range from a traditional yurt through to a tree house or a town house. As these are traditional homes, they may well not adhere to our western standards of safety and so it is important that you make yourself aware of potential risks.
- If in doubt please inform the crew of any safety issues with the hotels/hostels or homestays.

Fire Safety - Campsites

- Ensure you know where the nearest source of water or fire extinguisher is.
- Know how to raise the alarm.
- Extinguish all camping fires fully before retiring to bed.
- Observe any regulations regarding fires and bushfires in dry conditions.
- Identify how to raise the alarm if a fire occurs.
- If a fire occurs, leave immediately; do not stop to collect your effects.
- Proceed to an assembly point away from the tented accommodation/affected campsite.

Other Campsite Safety & Security

- Familiarise yourself with the campsite and any known hazards.
- Group the tents around our vehicle wherever possible.
- No open flames, smoking or flammable liquids in or near the tents.
- Ensure the cooking area is well away from the tents.
- Ensure all water for cooking and drinking is purified first.
- Ensure any soil toilets are a minimum of 50m away from the tents and the cooking area.
- All food waste should be burned or buried a minimum of 100m away from the site.
- Ensure local advice is followed concerning any wildlife in the area.
- Keep valuables locked in the vehicle.
- Be aware of any local security issues that might be important.
- Do not set out tents close to perimeter fences which may be a security risk.
- Be aware of the security arrangements and local guards for campsite and if in doubt ask them where and where not to pitch tents.
- If in doubt please inform the crew of any safety issues with campsite.
- When wild camping, ensure that you do not wander away from the camp alone. If you do leave camp, ensure that you have notified the leader or other members of the group.

Food Safety

- Make sure your food has been thoroughly cooked.
- Hot food should be hot, cold food should be cold.
- Avoid any uncooked food, except fruit and vegetables (notably those you can peel or shell yourself).
- In many countries you should only drink bottled water or purified water and ensure any seal is intact when purchasing bottles.
- On the Dragoman vehicles we have a tank of drinking water that is kept purified by the crew.
- Avoid ice in drinks as this can cause upset stomachs in hot climates.
- Make sure you wash your hands in antibacterial product when preparing and/or eating food.
- Many of the restaurants that you will eat in, either as a group or as individuals, will NOT have the same standards of food hygiene as we have in the western world. Unfortunately this is a reality of life in these regions. Therefore please think carefully about where you eat, what food you order and be aware of the risks.

[Back to top ^](#)

Personal Safety

One of the real advantages of overland travel is that the vehicle provides a very real level of security when travelling. There is no doubt that a properly-equipped overland vehicle, with safes, fully lockable doors and windows is an obvious advantage when travelling in much of the world. Generally speaking, you will not be travelling on local public transport and will have the added security of travelling in a group with experienced crew on-hand to offer advice. We have come up with a few pointers that we recommend

you follow:

- Follow the crew's specific safety advice in each destination.
- Always remain aware and vigilant, and stay away from situations where you do not feel comfortable.
- Avoid carrying too much money.
- Always avoid carrying your passport, driving licence, air tickets, and other valuable items around with you unless this is essential. Instead, keep valuables such as this locked away in the truck's safe, or the safety deposit box in the room or reception of the hotel/hostel.
- If you are carrying cash, cards or valuables, use a money belt or neck wallet which are more easily concealed and more difficult to pickpocket.
- Do not take any valuable jewellery, watches, etc. away with you in the first place.
- Avoid walking in poorly lit areas.
- If possible avoid walking around on your own; it is always safer to explore with others.
- Always try to walk with confidence and purpose, which will help you avoid looking like a lost tourist!
- Take special care when walking to avoid spraining or twisting your ankle on potholes, cobbles and uneven ground.

[Back to top ^](#)

Activity Safety & Optional Activities

You will have the opportunity to take part in many exciting activities and excursions, some of which are included (e.g. hiking the Inca Trail, trekking to see Mountain Gorillas, visiting the Taj Mahal, etc.), whilst others are optional (e.g. white water rafting in Uganda, zip-lining in Costa Rica, etc.). Some of these activities require a certain level of fitness, so it's important that you read through the trip notes thoroughly and make your own conclusions as to whether you feel that you are fit and healthy enough to enjoy this trip and its activities to their fullest.

Some activities may have higher risks than you are used to and you must judge whether or not you wish, or have the physical ability, to take part.

Please note that riding helmets are mandatory for all optional and included horse riding activities. This is an insurance requirement.

Optional activities mentioned by Dragoman are not included in the trip price or kitty, and do not form part of your contract with Dragoman. As such you accept that any assistance given by Dragoman crew members or local representatives in arranging optional activities does not render us liable for them in any way. The Dragoman crew are assisting you in arranging these activities for your added enjoyment whilst on your trip. The operators of these services and optional extras are local suppliers who contract directly with the client 'on the road', subject to and in accordance with their own terms and conditions. Dragoman accepts no liability for any action or activity undertaken by the client which is arranged independently of Dragoman while on tour. Crew may take part in an optional activity but do so as private individuals and not as company representatives.

Please use your own good judgement when selecting an activity in your free time.

Ensure that you use the appropriate equipment on optional activities, including life jackets, helmets, etc. This is especially important on activities such as horse riding, white-water rafting, etc.

Always ensure that your travel medical insurance covers you for all included and optional activities that you wish to participate in.

[Back to top ^](#)

Included Activities

Included activities are listed in the day-to-day itinerary, all other activities are optional and at your own expense. If you choose not to participate in the included activities on this itinerary, the cost will not necessarily be refunded; this is something you will need to check with your leader.

[Back to top ^](#)

Optional Activities

A selection of optional activities is listed in the day-to-day itinerary. This list is designed to be a helpful guide as to what is commonly available in each location, and is neither an exhaustive list, a guarantee that the activity is available, or an endorsement or recommendation. Please note that certain activities may not be available on your particular visit if they are overbooked, underbooked, out of season, or for any other reason - the list of activities is made according to our latest information and in the best faith, but please be aware that things may change between our last visit and your arrival. Please also note that it may not be possible to do all the activities listed in the time available at each destination, and it is recommended to give yourself extra time in your joining or ending city if you would like to participate in some optional activities there.

Prices listed are for entrance only and do not include transport costs to and from the sites or local guides unless indicated - again, these prices are displayed according to our latest information and in the best faith, but prices do fluctuate due to exchange rates, season, numbers of participants, and simple increases from the operator - any prices listed are a guide only and certainly cannot be guaranteed.

Optional activities are not necessarily endorsed or recommended by Dragoman nor included in the price of this trip. If you do any optional activities, you do so at your own risk and it must be clearly understood that your participation is your own decision and does not form part of your contract with Dragoman. You may be required to sign/complete a waiver form or optional activity form for some optional activities.

[Back to top ^](#)

Insurance

It is a condition of booking that you have comprehensive travel insurance. Without evidence of valid travel insurance you will not be allowed to start the trip.

We recommend that any policy has a minimum medical (including repatriation) cover of £5,000,000. We recommend that any policy also has a minimum level of cover for Personal Liability of £2,000,000 and for Cancellation and Curtailment of £5,000 (or the full cost of your trip). Cover for loss of baggage, personal effects, money and other inclusions are down to personal choice although please bear in mind that personal effects are more likely to go missing whilst travelling and you should ensure that your policy is adequate to cover the value of your personal effects e.g. cameras, tablets, phones, ipods, etc. Please note that Dragoman is not responsible for your personal effects and is not insured for their loss. Please note that you should be insured for trip postponement or cancellation purposes immediately upon paying a deposit.

Whatever policy you choose, you must ensure that it is designed for adventure/overland travel and make sure it covers any activity that you intend to undertake (whether included or optional). As such it must cover you for adventure activities such as white water rafting, trekking, horse-riding, etc., and that the 24-hour Emergency Assistance Company must be experienced in handling situations in developing countries - for example, that they have the ability to arrange repatriation from remote areas such as the Sahara or if you were trekking in the Andes. On activities or side trips that are not recommended by us, please ensure you are happy with the safety of the activity before participating.

Please note that in the case of credit card travel insurance we will require details of the participating insurer, the insurance policy number and emergency contact number prior to travel rather than just the bank's name and credit card details. It is up to you to ensure that these policies have the cover you require, as many of these policies are not able to cope with adventure travel to remote areas and many are not valid for travelling outside your country of residence or outside the EU.

[Back to top ^](#)

Our Liability Insurance

Dragoman has comprehensive passenger vehicle liability protection and tour operator insurance. These policies have total indemnities of £5,000,000 and £10,000,000 per incident respectively. This is in addition to local vehicle insurance and your personal travel insurance.

[Back to top ^](#)

Out of Office Hours Contact

We have an out of office hours number you can call which should only be used once you have left your home country to start the trip and in the event of a real emergency. Should you need to call the number, we will do what we can to help but please bear in mind that real progress or action may not be possible until normal office hours. If you can not get through please leave a message with you name, reference number, contact details and a message with the help that you need and we will get back to you.

If your flight is delayed or cancelled, please let us know and then make your way to the joining hotel as instructed in these trip notes. If you cannot get through leave a message and a contact number as these will be regularly checked and the crew informed if necessary.

Out of hours Number: +44 (0) 7985 106564

[Back to top ^](#)

Luggage & Kit List

Although you will not have to carry your main bag for long distances, you will need to help load and unload them onto the truck. For this reason we recommend that you use a backpack or soft bag rather than a heavy suitcase. During your trip your main luggage will be kept in the truck's back locker which will be inaccessible during a drive day, so you will also need a small daypack. This can be used to carry your camera, water bottle and other personal effects for daily use. Please be aware that due to the constant dust and vibrations your luggage bag will be subject to extreme wear and tear.

The size of baggage that can be brought on this tour is limited by the locker space on the truck. We recommend that your bag be no larger than a large rucksack with a capacity of about 80 litres (approximately 70cm high, 40cm wide, and 40cm deep). The weight limit for luggage on all trucks is a maximum of 20kg.

Your clothes and equipment should be appropriate for the conditions you are travelling in, which will vary depending on which part of the world you're heading to. On overland trips, Dragoman will provide all camping equipment apart from sleeping bags and ground mats, so you'll need to bring those with you if your trip includes camping nights.

Think about the climate and altitude of the areas you'll be travelling to - there's nothing worse than being cold at night so it's worth investing in a decent sleeping bag if it's likely to get cold. And remember that even when it's warm during the day, it can often get cold at night, particularly in desert regions.

For a general idea of what you need, this list provides a guide:

General

- Sleeping bag, sleeping bag liner, sleeping mat and small pillow – if your trip includes camping nights
- Sandals or flip flops
- Comfortable walking shoes
- Sun hat and sunglasses
- Waterproof jacket
- Warm sweater or fleece
- Swimwear
- Comfortable travelling clothes and a set of casual but smart clothes for evenings out
- If visiting places of worship on the trip, men should bring a pair of full length trousers and women should bring a skirt that covers their knees and a scarf
- Towel – quick dry, lightweight travel towels are best
- Toiletries including bio degradable wet wipes, sanitary products, hand gel, sun cream and insect repellent
- Day pack – essential for keeping things handy when on the truck, on short hikes, walking around cities, etc
- Assorted dry bags – to protect your kit from dust and damp
- Pouch or money belt

- Water bottle (at least 1 litre) – we carry drinking water on all of our trucks and actively encourage our customers to use the water supplied. Whilst away from the truck we encourage the use of a filter water bottle and we are able to offer Dragoman customers a 25% discount on Water to Go bottles and filters using the code DRAGOMAN25 on the link <https://www.watertogo.eu/dragoman>
- Head torch with spare batteries and bulbs
- Camera with spare battery and extra memory cards
- Electrical accessories such as charger, power bank, adapter, etc
- Carbon monoxide detector
- A good book, a diary or notebook and pen, a fun game for travel days
- Personal medical kit – see notes below

Cold weather

For trips going through mountainous areas, deserts, high altitude regions and Patagonia, you should be prepared for cold weather, especially at night. Ensure you bring:

- 3/4 or 4/5 season sleeping bag with liner – see note on sleeping bag ratings below
- Thermal base layers
- Winter jacket
- Hat, gloves and scarf
- Warm socks

Hot weather

For trips going through tropical areas you should be prepared for hot and humid weather. Ensure you bring:

- Loose fitting clothes with long sleeves and legs
- Mosquito repellent
- Mosquito net – not essential as our tents have mosquito netting but can be handy for hotels and hostels or sleeping under the stars

Trips with trekking

For trips including treks, ensure you bring:

- Lightweight walking clothes suitable for the general climate
- Waterproof trousers
- Sturdy walking boots
- Walking stick(s) – not essential but can help in steep terrain; sticks can generally be hired or purchased en route

[Back to top ^](#)

Sleeping Bags

A sleeping bag's rating typically indicates the lowest temperature at which it will keep the average sleeper warm enough to sustain them but not necessarily make them warm enough to feel comfortable. For example, with a 0°C bag, you should be able to stay in 0°C temperature but you will not necessarily be able to sleep comfortably.

For European sleeping bags there are the following standards:

- The upper limit is the highest temperature at which a 'standard' adult man is able to have a comfortable night's sleep without excess sweating.
- The comfort rating is based on a 'standard' adult woman having a comfortable night's sleep.
- The lower limit is based on the lowest temperature at which a 'standard' adult man is deemed to be able to have a comfortable night's sleep.
- The extreme rating is a survival-only rating for a 'standard' adult man. This is an extreme survival rating only and it is not advisable to rely on this rating for general use.

The transition zone, in between the comfort and lower temperature, is usually considered as the best purchase guideline.

Personal Medical Kit

All of our trucks have a standard motorist's first aid kit on board for use in emergency situations only. The first aid kit is in compliance with UK standards for first aid provision within motor vehicles, and contain supplies to treat road side injuries. We do not carry prescription medications, therefore in addition to this we recommend that you purchase your own personal medical kit.

In the UK we have teamed up with Nomad Travel Stores and Clinics to produce travel medical kits. They have been designed in conjunction with the truck kits and contain everything you would need for any minor incidents and health issues. For more details please visit their website:

Global Survival Kit - <http://www.nomadtravel.co.uk/p/2712/Global-Survival-Kit>

Ultimate Medical Kit (POM) - [http://www.nomadtravel.co.uk/p/2909/Ultimate-Medical-Kit-\(POM\)](http://www.nomadtravel.co.uk/p/2909/Ultimate-Medical-Kit-(POM))

[Back to top ^](#)

Passports

Check that your passport will still be valid for 6 months after the end of your trip - this is important as some countries WILL refuse entry to anyone whose passport is due to expire. A temporary or 'visitor's' passport is not valid on our trips. You will need to provide us with your passport details prior to departing for your trip. If you change your passport, please remember to inform us as soon as possible - however, please be aware that changing your passport can cause big problems if you need to apply for visas or permits (such as the Inca Trail or Gorilla Trekking) in advance.

[Back to top ^](#)

Pre and Post Trip Accommodation and Airport Transfers

At Dragoman we believe you should make the most of the places you visit, so if you would like to see more of the joining or finishing point cities, why not book additional accommodation to extend your stay? Dragoman can take away the hassle of time zones and language barriers by making the booking for you. This accommodation is only available at the joining or finishing city of your trip, immediately before or after the trip you are travelling on.

While Dragoman is happy to assist with booking your pre and post trip accommodation, it is important that you understand that you may be able to book your own room at a cheaper rate directly through the hotel or on the internet. Our additional accommodation prices are based on the hotel's rate plus an administration fee. Please note our rates do not reflect last minute walk-in rates or internet specials.

We can also book arrival airport transfers for you as long as we have your flight arrival details. These are normally payable in cash upon arrival; however we do have pre-paid transfers in a few destinations.

Please contact our reservations team for details of the accommodation and transfers that we can offer, as not all hotels offer this service.

[Back to top ^](#)

Continuing Your Trip

Having an amazing trip and met a great group of people? Having too much fun to go home yet? If you're on one of our trips and decide that you would like to continue with us, then why not speak to your trip leader who can advise you of the cost and availability of continuing your journey.

[Back to top ^](#)

Contingency Emergency Fund

Sometimes, civil or political unrest, or reasons beyond Dragoman's control (e.g. a natural disaster), can mean that an itinerary is disrupted and we have to make a contingency plan. This may involve hiring alternate transport or even the whole group flying over an area. Although Dragoman will help organise

travel arrangements, in circumstances outside Dragoman's control you will be required to contribute the additional costs involved and therefore we ask you to bring along a 'Contingency Fund' of USD400. In almost all cases trips run smoothly and this fund is therefore never used. We also recommend that you take along an internationally recognised credit or charge card with a decent limit in case of emergencies, such as medical treatment en route, or even the need to be repatriated; though these occurrences are rare. Remember that travel insurance policies usually only refund you for expenses after you have already paid out.

[Back to top ^](#)

Responsible Tourism

Dragoman is committed to ensuring that we have a positive impact on local communities and that we implement policies to minimise any negative impact on the local environment. We are dedicated to making sure that we adopt a responsible attitude to the areas through which we travel and believe that our trips should benefit the local people and their environment. Dragoman recognises that we are guests of local communities and strive to make these communities our partners, so that they benefit directly from our visit. You can find full details of Dragoman's Responsible Tourism policy from the link below:

<https://www.dragoman.com/about-us/responsible-travel/policy-and-guidelines>

[Back to top ^](#)

Water

The sale of bottled water contributes to an enormous environmental problem around the world. In addition to the water in the bottle, the production of a 1 litre plastic bottle takes 2 litres of water and 200ml of oil. A large proportion end up in limited landfill or discarded in waterways and natural environments.

Please avoid the purchase of bottled water by using the chemically sterilised water stored in the purpose-built storage tank on your overland vehicle. You are free to refill your bottle as many times a day as you like. You are helping the environment and your pocket!

[Back to top ^](#)

Electrical Equipment

Your vehicle will be usually equipped with a 12-Volt socket, so to charge your iPod, MP3 player, camera, laptop and mobile phone you will need a DC 12V adapter - the type that can be used from a cigarette lighter in your car. Please be aware that only one piece of equipment can be charged at a time and it will not be allowed if there is a risk of running the vehicle's batteries low. Batteries may also be recharged from hotel room wall sockets and the majority of the campsites we stay at have electricity points, so please bring along your normal charging adapters as well. You will need to ensure that you have the correct country adapter for your specific charger.

For mobile phones, please note that most countries in the Americas operate at 850 MHz and 1900 MHz which is not the same frequencies used in Europe, Africa, Asia and Australia. Most modern tri-band and quad-band mobile phones will be able to operate on these frequencies but please check your mobile phone specifications before travelling to ensure that you'll be able to use your phone in the Americas.

[Back to top ^](#)

A Few Rules

It is one of our core values to treat all people we encounter with respect, including the local people who make our destinations so special. We have therefore set down a number of rules to which our customers must adhere.

Engaging in commercial or exploitative sexual activities, committing acts of violence or threatening violence towards local people, other group members or any member of our staff is not allowed. Any customer engaging in such activities will be required to leave the trip immediately with no refund of the trip price.

You must at all times comply with the laws, customs, foreign exchange and drug regulations of all

countries visited and conduct yourself in accordance with our responsible travel policy. Any customer found contravening such laws or regulations will be required to leave the trip immediately with no refund of the trip price.

Although we are aware that in some parts of the world taking, carrying or selling drugs, carrying weapons, or engaging in commercial or exploitative sexual activities may be legal, it is not acceptable for Dragoman customers and our tour leaders have the right to ask you to leave the trip immediately with no refund of the trip price if you are found to be engaging in such activities.

[Back to top ^](#)

Issues on the Trip

While we always endeavour to provide the best possible holiday experience, due to the nature of travel and the areas we visit sometimes things can and do go wrong. Should any issue occur while you are on your trip, it is imperative that you discuss this with your group leader or our local partner straight away so that they can do their best to rectify the problem and save any potential negative impact on the rest of your trip.

We recognise that there may be times when your group leader may not be able to resolve a situation to your satisfaction. If this is the case please contact our customer relations department on

customer-relations@dragoman.co.uk.

You may also choose to provide details in your feedback questionnaire which we ask you to complete at the end of your trip, but we do ask you to be aware that it is very difficult for us to provide any practical help after the trip is complete.

[Back to top ^](#)

Tipping

Tipping is entirely voluntary. The Dragoman crew may be travelling with you for many weeks and usually they become good friends with most members of the group. It is sometimes easy to forget that they do work hard to ensure that you do have a great trip. If you feel you would like to tip them, they certainly would appreciate it.

On a number of our trips, we also use a local guide as well as our own Dragoman crew. These guides live and travel with you through their home country and it is usual to tip them when they leave. We recommend USD 1 to USD 4 per person per day, but check with your crew for an appropriate amount.

[Back to top ^](#)

Feedback

After your travels, we want to hear from you! We rely on your feedback. We read it carefully. Feedback helps us to understand what we are doing well and what we could be doing better, and it allows us to make improvements for future travellers.

[Back to top ^](#)

These trip notes have been compiled to help you prepare for your journey, once you have booked. They include the full itinerary and dates, information and kit lists, meeting hotels, insurance, vaccinations, visas, and other information that will help you get ready for your trip.

Please ensure you have an up to date version of these Trip Notes

These trip notes were printed on 24/02/2019